

# ENR Value Series Dead Front Interlocked Circuit Breaking Receptacles

## ENP Plugs

Cl. I, Div. 1 & 2, Groups B†, C, D  
Cl. II, Div. 1 & 2, Groups F, G  
Cl. III  
NEMA 3, 7BCD, 9FG, 12

Explosionproof  
Dust-Ignitionproof  
Raintight  
Wet Locations

2P

### Applications:

ENR receptacles and ENP plugs are used:

- With portable electrical equipment such as compressors, tools, lighting systems, and similar devices
- In areas made hazardous by the presence of flammable vapors and gases or combustible dusts
- Wherever portable electrical equipment is likely to be transferred from hazardous to non-hazardous areas
- In damp and corrosive areas
- When power requirements do not exceed 20 amperes
- Where general purpose application is required

### Features:

- *Ark•Gard 2* receptacle incorporates three spring-loaded slide keys that prevent the receptacle face plate from being rotated until the ENP plug is fully inserted into the receptacle. To make the connection, the ENP plug is fully inserted, and the receptacle face moved inward by pushing the plug forward. The plug is then rotated, closing the circuit. As rotation begins, the plug becomes locked in the receptacle and cannot be accidentally disengaged. In making or breaking the circuit, any resulting electrical arc is confined in the factory-sealed chamber.
- Factory-sealed chamber encloses the potential arcing components between two explosionproof threaded joints. These threads are specially coated to guarantee freedom of movement, which ensures on-off action. No additional seals are required.
- One piece molded gasket seals cover plate and ENP plug when plug is inserted, providing full environmental protection at the receptacle face.
- Top-hinged cover design with 45° downward angle provides superior protection in damp, wet, and dirty locations.
- Field assembly is accomplished with standard tools.
- Use standard EDS back boxes.

### Certifications and Compliances:

- NEC:  
Class I, Division 1 and 2, Groups B†, C, D  
Class II, Division 1 and 2, Groups F, G  
Class III
- ANSI/UL Standard 1010
- NEMA/EEMAC 3, 7BCD, 9FG
- CEC:  
Class I, Division 1 and 2, Groups B, C, D  
Class II, Division 1 and 2, Group G  
Class III

### Standard Materials:

- Receptacle housing and spring door – die cast copper-free aluminum
- Interior – *Krydon*® fiberglass-reinforced polyester material
- Contacts: receptacle blade – brass; receptacle switch – silver
- Receptacle cover hinge pin and spring – stainless steel
- Receptacle gasket – neoprene

### Standard Finishes:

- Copper-free aluminum – aluminum acrylic paint
- Brass – natural

### Electrical Rating Ranges:

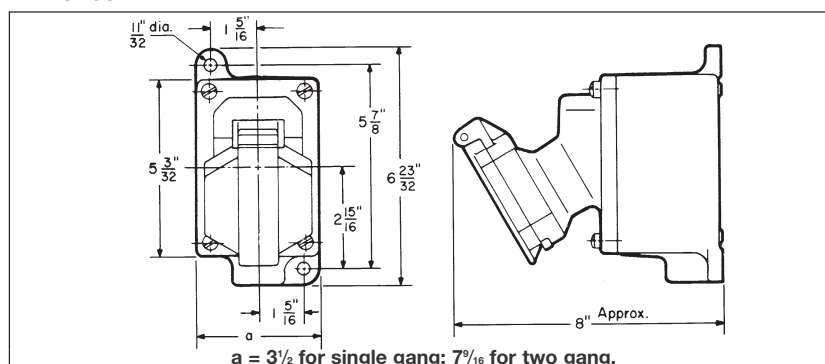
- Receptacles:  
15 amperes; 125 VAC and 250 VAC, 50–400 hertz  
20 amperes; 125 VAC and 250 VAC, 50–400 hertz

### Grounding:

- NEC Article 501 and CEC Section 18 requires that metal frames or exposed non-current-carrying metal parts of portable devices used in hazardous locations be grounded through an extra conductor in the portable cord. ENR Receptacles and ENP Plugs are provided with an extra grounding pole.

**CAUTION:** To reduce the risk of ignition of hazardous atmospheres, do not use plugs or receptacles in Class II, Group F locations that contain electrically conductive dusts.

### Dimensions In Inches:



†Receptacle units alone (i.e. ENR5201) are not suitable for Class I, Group B.





2P

# ENR Value Series Dead Front Interlocked Circuit Breaking Receptacles

## ENP Plugs

Cl. I, Div. 1 & 2, Groups B†, C, D Explosionproof  
 Cl. II, Div. 1 & 2, Groups F, G Dust-Ignitionproof  
 Cl. III Raintight  
 NEMA 3, 7BCD, 9FG, 12 Wet Locations

### Ordering Information:

									
15 A	15 A Receptacle Rating	Description	Hub Size	Single Gang* Receptacle Assembly Cat. #	Two Gang** Receptacle Assembly Cat. #	Receptacle† Unit Only Cat. #	NEMA Config.	15 A Plug‡ Cat. #	NEMA Config.
UL	15 Amp 125 Volt	Dead End	1/2" 3/4"	ENR11151 ENR21151	ENR12151 ENR22151	ENR5151	5-15R	ENP5151	5-15P
		Through Feed	1"	ENR31151	ENR32151				
			1/2" 3/4"	ENRC11151 ENRC21151	ENRC12151 ENRC22151				
			1"	ENRC31151	ENRC32151				
		Dead End	1/2" 3/4"	ENR11152 ENR21152	ENR12152 ENR22152				
		Through Feed	1"	ENR31152	ENR32152				
UL	20 Amp 125 Volt	Dead End	1/2" 3/4"	ENR11201 ENR21201	ENR12201 ENR22201	ENR5201	5-20R	ENP5201	5-20P
		Through Feed	1"	ENR31201	ENR32201				
			1/2" 3/4"	ENRC11201 ENRC21201	ENRC12201 ENRC22201				
			1"	ENRC31201	ENRC32201				
		Dead End	1/2" 3/4"	ENR11202 ENR21202	ENR12202 ENR22202				
		Through Feed	1"	ENR31202	ENR32202				
UL	20 Amp 250 Volt	Dead End	1/2" 3/4"	ENR11202 ENR21202	ENR12202 ENR22202	ENR6202	6-20R	ENP6202	6-20P
		Through Feed	1"	ENR31202	ENR32202				
			1/2" 3/4"	ENRC11202 ENRC21202	ENRC12202 ENRC22202				
			1"	ENRC31202	ENRC32202				
		Dead End	1/2" 3/4"	ENR11202 ENR21202	ENR12202 ENR22202				
		Through Feed	1"	ENR31202	ENR32202				

†Receptacle units alone (i.e. ENR5201) are not suitable for Class I, Group B.

\*Single gang assemblies purchased with an EDS back box are suitable for Class I, Group B.

\*\*Dual gang assemblies purchased with an EDS back box are suitable for Class I, Group C, D only. For Class I, Group B rating, add the letter B to the Cat. No. Example: ENRB22201. Seals must be installed within 1/8" of each conduit opening.

‡ENP Plugs use #12 or #14 AWG type S, SO, ST or STO cord with range of .540 to .635 inches diameter.

Note: 15A with copper-free aluminum EDS, EDSC back boxes. 20A with Feraloy® iron alloy EDS, EDSC back boxes.