

WIRING	
DIN	M12
1	4
2	3
GND	5
	1 & 2 NOT USED

REVISIONS			
REV.	DESCRIPTION	DATE	APPROVED
A	DRAWN IN SW	4/12/2016	BEM


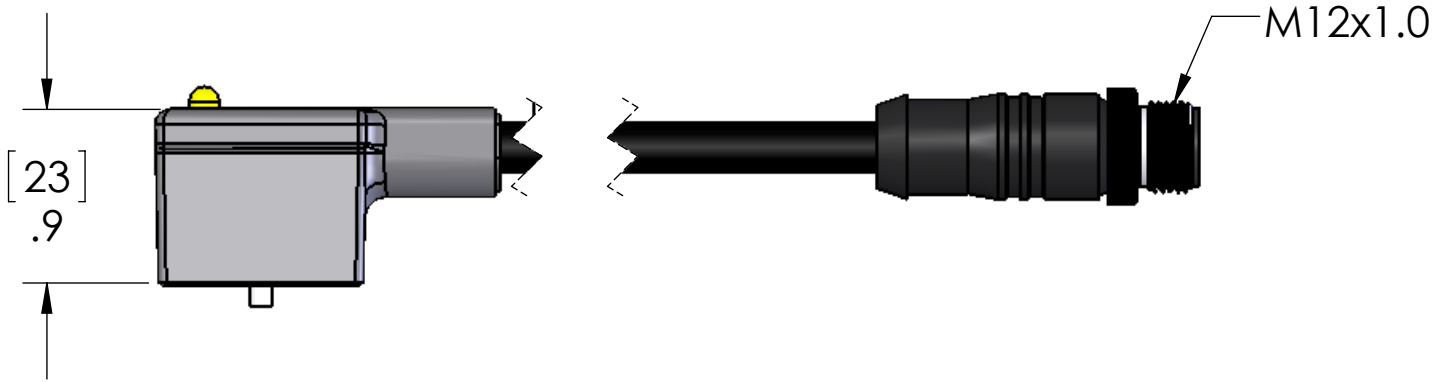
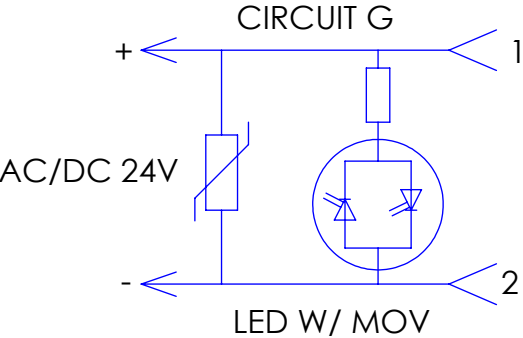


TABLE A	
P/N	L
VDG-D20-3501	12" [0.3M]
VDG-F20-3501	19" [0.5M]
VDG-120-3501	40" [1M]
VDG-H20-3501	59" [1.5M]
VDG-220-3501	79" [2M]
VDG-320-3501	118" [3M]
VDG-420-3501	157" [4M]
VDG-520-3501	197" [5M]
VDG-620-3501	236" [6M]
VDG-820-3501	315" [8M]
VDG-A20-3501	393" [10M]

MATERIAL	
DIN CONNECTOR	
BODY:	BLACK POLYAMIDE
CONTACTS:	COPPER ALLOY W/ SILVER PLATED
SCREW:	STEEL ZINC PLATE
MDC CONNECTOR	
BODY:	BLACK POLYAMIDE
INSULATOR:	BLACK POLYAMIDE
CONTACTS:	COPPER ALLOY W/ GOLD PLATING
COUPLING NUT:	NICKEL PLATED BRASS
TEMPERATURE:	-40°C TO 80°C (-40°F - 176°F)
PROTECTION:	IP65



PROPRIETARY AND CONFIDENTIAL
THE INFORMATION CONTAINED IN THIS DRAWING IS THE SOLE PROPERTY OF MENCOM CORPORATION. ANY REPRODUCTION IN PART OR AS A WHOLE WITHOUT THE WRITTEN PERMISSION OF MENCOM CORPORATION IS PROHIBITED.

SPECIFICATIONS	DO NOT SCALE DRAWING

UNLESS OTHERWISE SPECIFIED:		NAME
DIMENSIONS ARE IN INCHES AND [MM]	DRAWN	JJH
	CHECKED	
	ENG APPR.	
	MFG APPR.	
	Q.A.	
	COMMENTS:	
MATERIAL		
FINISH		

MENCOM CORPORATION		
TITLE:		
SIZE	DWG. NO.	REV
B	VDG-ZZ20-3501	A
SCALE: 1:1	WEIGHT:	SHEET 1 OF 1