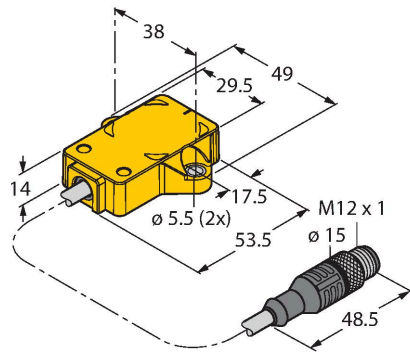


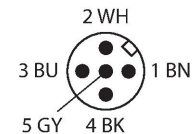
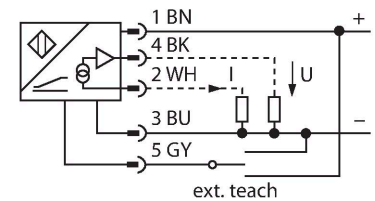
RI360P2-QR14-ELIU5X2-0.3-RS5 Inductive Angle Sensor – With Analog Output Premium Line



Features

- Rectangular, plastic
- Many mounting possibilities
- P2-Ri-QR14 included in delivery
- Measuring range displayed via LED
- Immune to electromagnetic interference
- Resolution, 12-bit
- 15...30 VDC
- Analog output
- Programmable measuring range
- 0...10 V and 4...20 mA
- Cable with male connector, M12 x 1

Wiring diagram



Functional principle

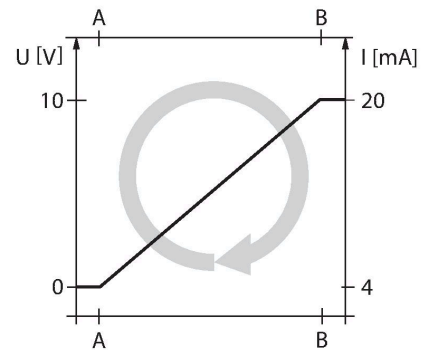
The measuring principle of inductive angle sensors is based on oscillation circuit coupling between the positioning element and the sensor, whereby an output signal is provided proportional to the angle of the positioning element. The rugged sensors are wear and maintenance-free, thanks to the contactless operating principle. They convince through their excellent repeatability, resolution and linearity within a broad temperature range. The innovative technology ensures a high immunity to electromagnetic DC and AC fields.

Technical data

Type	RI360P2-QR14-ELIU5X2-0.3-RS5
Ident. no.	1590859
Measuring principle	Inductive
Starting torque shaft load (radial / axial)	Not applicable because of contactless measuring principle
Resolution	0.09°
Measuring range	0...360 °
Nominal distance	1.5 mm
Repeat accuracy	≤ 0.025 % of full scale
Linearity deviation	≤ 0.3 %f.s.
Temperature drift	≤ ± 0.01 % / K
Ambient temperature	-25...+70 °C
Operating voltage	15...30 VDC
Residual ripple	≤ 10 % U _{ss}
Isolation test voltage	≤ 0.5 kV
Short-circuit protection	yes
Wire breakage/Reverse polarity protection	yes / yes (voltage supply)
Output type	Absolute singleturn
Output function	5-pin, Analog output
Voltage output	0...10 V
Current output	4...20 mA
Load resistance voltage output	≥ 4.7 kΩ
Load resistance, current output	≤ 0.4 kΩ

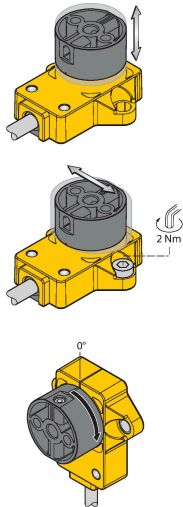
Technical data

Sample rate	800 Hz
Current consumption	< 50 mA
Design	Rectangular, QR14
Dimensions	53.5 x 49 x 14 mm
Flange type	Flange without mounting element
Shaft Type	Blind hole shaft
Shaft diameter D [mm]	6 6.35
Housing material	Plastic, PBT-GF30-V0
Electrical connection	Cable with connector, M12 × 1
Cable quality	Ø 5.2 mm, Lif9YH-11YH, PUR, 0.3 m Halogen-free, flame-retardant acc. to VDE
Core cross-section	5 x 0.34 mm ²
Vibration resistance	55 Hz (1 mm)
Vibration resistance (EN 60068-2-6)	20 g; 10...3000 Hz; 50 cycles; 3 axes
Shock resistance (EN 60068-2-27)	100 g; 11 ms ½ sinus; each 3x; 3 axes
Continuous shock resistance (EN 60068-2-29)	40 g; 6 ms ½ sinus; each 4000 x; 3 axes
Salt spray test (EN 60068-2-52)	Severity degree 5 (4 test cycles)
Protection class	IP68 / IP69K
MTTF	138 years acc. to SN 29500 (Ed. 99) 40 °C
Power-on indication	LED, Green
Measuring range display	multifunction LED, green green flashing
Included in delivery	positioning element P2-Ri-QR14; for technical details see data sheet



Mounting instructions

Mounting instructions/Description



Adapter pins provide more flexibility
 Extensive range of mounting accessories
 for easy adaptation
 to many different shaft diameters.
 LED function
 Operating voltage
 Green: Voltage is present
 Displayed measuring range
 Green: Positioning element is within the
 detection range
 Flashing green: Positioning element is within
 the
 measuring range with reduced signal quality
 (e.g.
 the distance is too great)
 Off: Positioning element is outside the
 sensing range
 Functional safety thanks to the inductive
 measuring principle
 The measuring principle of RLC coupling
 makes the sensor
 absolutely wear-free and
 immune to magnetized ferrous chips
 and other interference fields.
 Owing to the differential analysis,
 the output signal remains almost unchanged,
 even if the position of the positioning element
 deviates from the ideal axis of rotation. The
 distance
 between the sensor and the positioning element

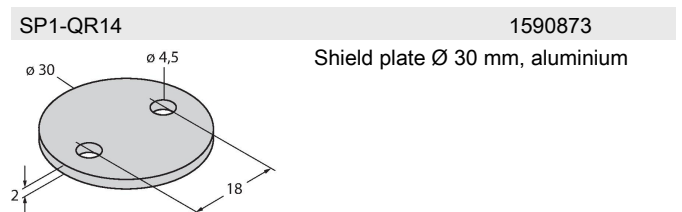
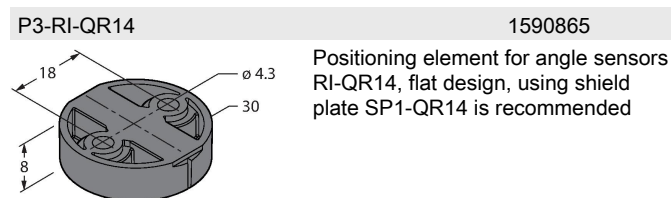
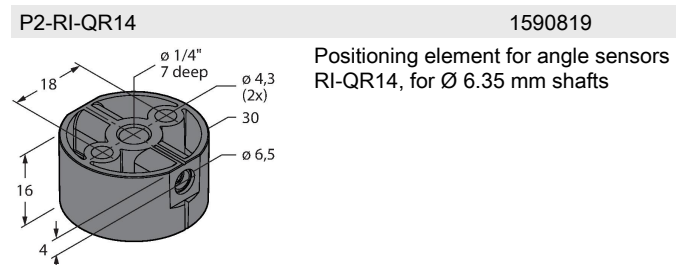
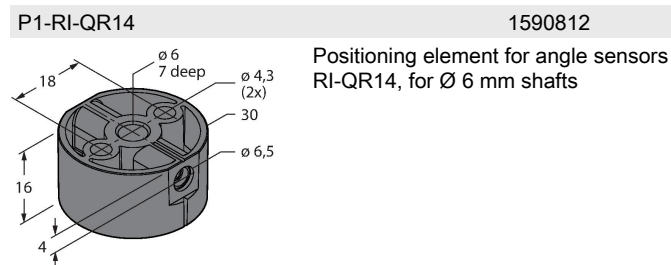
Variably adjustable (teaching with position sensor)

Bridge between teach input pin 5 (GY)	Gnd Pin 3 (BU)	Ub Pin 1 (BN)	LED
2 seconds	Initial value	End value	Power LED flashes then lights steadily after 2 s
10 seconds	CCW rotation, then return to last preset value	CW rotation, then return to last preset value	After 10 s power LED flashes quickly for 2 s
15 seconds	-	Factory setting (360°, CW)	Power and status LED alternate after 15 seconds

Preset – Mode (teach without position sensor)

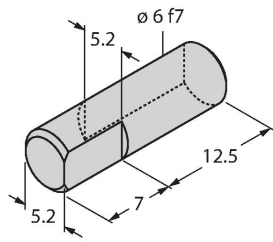
Bridge between teach input pin 5 (GY)	Gnd Pin 3 (BU)	Ub Pin 1 (BN)	LED
2 seconds	Activate preset mode	Activate preset mode	Power LED steady, flashes after 2 s
10 seconds	CCW rotation, then return to last preset value	CW rotation, then return to last preset value	After 10 s power LED flashes quickly for 2 s
15 seconds	-	Factory settings (360°, CW)	Power and status LED alternate after 15 seconds
Angular range	Gnd Pin 3 (BU)	Ub Pin 1 (BN)	Power LED
30°	Press x 1	-	Blinking x 1
45°	Press x 2	-	Blinking x 2
60°	Press x 3	-	Blinking x 3
90°	-	Press x 1	Blinking x 1
180°	-	Press x 2	Blinking x 2
270°	-	Press x 3	Blinking x 3
360°	-	Press x 4	Blinking x 4

Accessories



HSA-M6-QR14

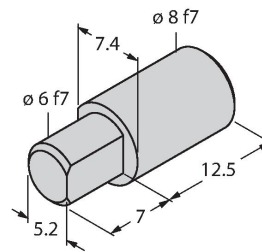
6901051



Adapter for RI-QR14 specific positioning elements, hollow on solid shaft, Ø 6 mm

HSA-M8-QR14

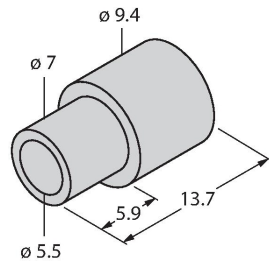
6901052



Adapter for RI-QR14 specific positioning elements, hollow on solid shaft, Ø 8 mm

DS-RI-QR14

1590814



Spacer sleeves for rear mounting of RI-QR14, 2 pcs. per bag