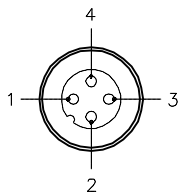


# MALE END VIEW

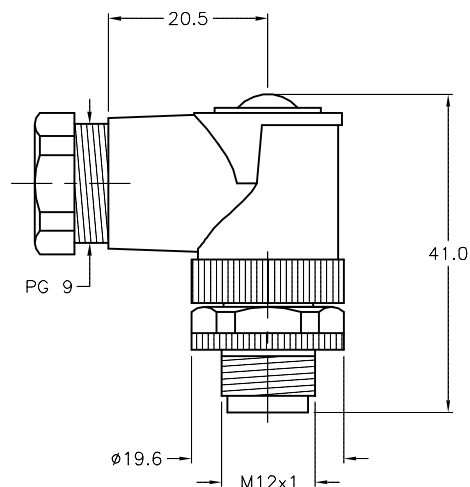


- 1 = BROWN (+ VOLTAGE)
- 2 = N/C
- 3 = BLUE (- VOLTAGE)
- 4 = N/C




# SPECIFICATIONS

HOUSING MATERIAL/PLATING	PBT/BLACK
CONTACT MATERIAL/PLATING	BRASS/GOLD
COUPLING NUT MATERIAL/PLATING	BRASS/NICKEL
RATED CURRENT [A]	4.0 A
RATED VOLTAGE [V]	250 V
MAXIMUM WIRE SIZE	18 AWG
CABLE GRIP RANGE	6-8mm
TEMPERATURE RATING	-25°C to +85°C (-13°F to +185°F)
PROTECTION CLASS	IEC IP67
TERMINATION TYPE	SCREW TERMINAL



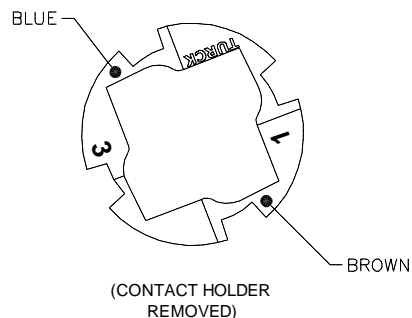
## DETAIL "A"

WIRE SIDE VIEW  
OF CONTACT HOLDER  
TO SHOW LABEL DETAILS

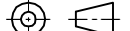


(SCALE 2:1)

## LABEL DETAIL



SOURCE DRAWING - FOR REFERENCE ONLY

RELATED DOCUMENTS		3RD ANGLE PROJECTION		<div>THIS DRAWING IS CONFIDENTIAL AND THE PROPERTY OF TURCK INC. USE OF THIS DOCUMENT WITHOUT WRITTEN PERMISSION IS PROHIBITED.</div> <div><b>TURCK INC</b> <i>High Technology Sensors and Automation Controls</i></div>		<div>3000 CAMPUS DRIVE MINNEAPOLIS, MN 55441 1-800-544-7769 (763) 553-7300 (763) 553-0708 fax turck.com</div>	
1. 2. 3. 4.							
MATERIAL		DRFT RDS		DATE 05/16/08		DESCRIPTION  BS 8241-0/PG 9/ASI	
SEE SPECIFICATIONS		DSGN		SCALE 1=1.0			
FINISH		UNIT OF MEASUREMENT  <b>MILLIMETERS</b>		IDENTIFICATION NO.  U2-13623		REV  A	
SEE SPECIFICATIONS							
		DO NOT SCALE THIS DRAWING		FILE: U2-13623		SHEET 1 OF 1	

A	DRAWING RELEASE	RDS	11/24/09	
REV	DESCRIPTION	BY	DATE	ECO NO.