

M12 male 90° / M12 female 90° B-cod. shielded

PVC 1x2xAWG24 shielded vt UL/CSA 2m

Male 90° – female 90°

M12, 4-pole – M12, 2-pole

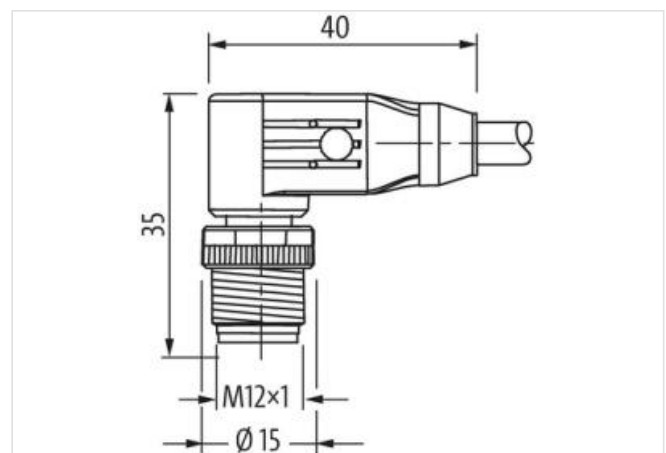
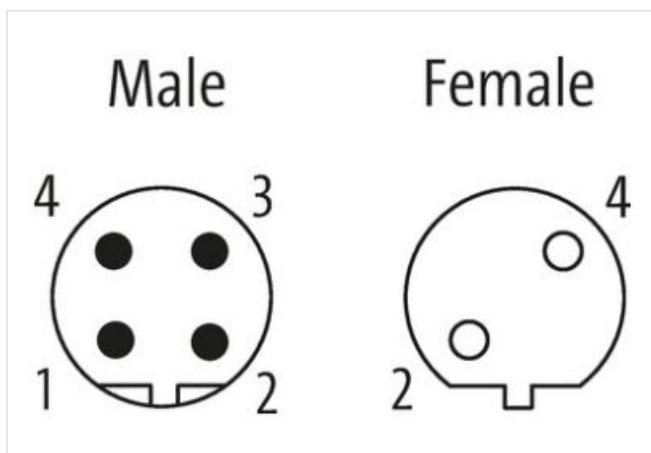
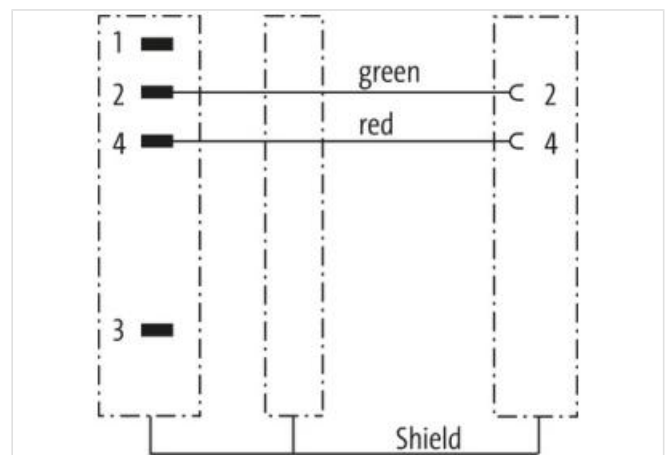
B-coded

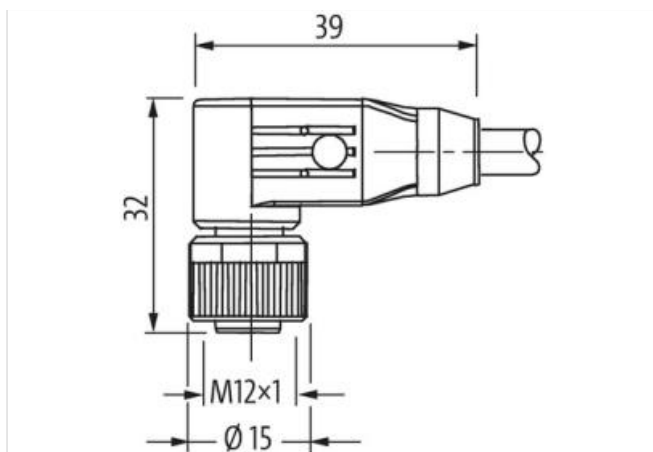
shielded

Plastic housings with good resistance against chemicals and oils.


The resistance to aggressive media should be individually tested for your application. Further details on request.

Further cable lengths on request.

[Link to Product](#)**Illustration**



Product may differ from Image



* only for products with UL/CSA approved cable

Form

Form 44021

Technical Data

| | |
|---|--|
| Operating voltage | max. 60 V AC/DC |
| Operating voltage (only UL listed) | 30 V AC/DC |
| Rated surge voltage | 1.5 kV |
| Operating current per contact | max. 4 A |
| No. of poles | M12, 4-pole – M12, 2-pole |
| Material group | IEC 60664-1, category I |
| Coding | B-coded |
| LED display | no |
| Locking of ports | Screw thread (M12×1 mm) recommended torque 0.6 Nm, self-securing |
| Protection | IP65, IP66K, IP67 inserted and tightened (EN 60529) |
| Material | PUR |
| Locking material | Zinc die casting, matte nickel plated |
| suitable for corrugated tube (internal Ø) | without |
| Compression gland | M12 (SW13) |

General data

| | |
|----------------------------|--|
| Standards | DIN EN 61076-2-101 (M12) |
| Mounting method | inserted, tightened |
| Material (contact) | Copper alloy |
| Material (contact surface) | Au |
| Material (gasket) | FKM |
| Pollution Degree | 3 |
| Temperature range | -25...+85 °C, depending on cable quality |

Cables

| | |
|-----------------------|------------------------------|
| No./diameter of wires | 1 × 2 × 0.25 mm ² |
| Wire isolation | PE (rd, gn) |
| C-track properties | 2 Mio. |
| Outer Ø | 7.8 mm ±5% |
| Cable identification | 850 |
| Cable weight [g/m] | 75,9 g |
| Material (wire) | Cu wire, bare |

The information in this brochure has been compiled with the utmost care.

Liability for the correctness completeness and topicality of the information is restricted to gross negligence. Version: 2022-11-13

Murrelektronik Inc. | 1327 Northbrook Parkway, Suite 460 | Suwanee, GA 30024 | Fon +1 770 497-9292 | Fax +1 770 497-9391 | shop@murrinc.com | shop.murrinc.com

| | |
|--|------------------------------|
| Resistor (core) | max. 68 Ω /km (20 °C) |
| Single wire Ø (core) | 0.13 mm |
| Construction (core) | 19× 0.13 mm |
| Diameter (core) | 1× 2× 0.25 mm ² |
| AWG | similar to AWG 24 |
| Material (wire isolation) | PE |
| Wire-Ø incl. isolation | 2.55 mm ±5% |
| Color/numbering of wires | rd, gn |
| Shield | yes |
| Shield (Type) | Copper braid |
| optical shield cover | min. 70% |
| Material (jacket) | PVC |
| Outer-Ø (jacket) | 7.8 mm ±5% |
| Color (jacket) | violet |
| Jacket Color | violet |
| Nominal voltage | 30 V AC |
| Test voltage | 1.5 kV |
| Temperature range (fixed) | -25...+70 °C |
| Temperature range (fixed) | -25...+70 °C |
| Temperature range (mobile) | -20...+50 °C |
| Temperature range (mobile) | -20...+50 °C |
| Bend radius (fixed) | 7.5× outer Ø |
| Bend radius (moving) | 12× outer Ø |
| Bend radius (moving) | 12× outer Ø |
| No. of bending cycles (C-track) | max. 2 Mio. (25 °C) |
| Travel speed (C-track) | max. 3 m/s |
| Acceleration (C-track) | max. 5 m/s ² |
| Material (jacket) | PVC (UL) |
| | |
| Product article number of manufacturer | 7000-44021-8500200 |
| Cable length | 2 m |