

Overview

Steel City® fittings

01 Dependable pipe stop

Strong, thick protrusion that does not exceed thickness of EMT. Keeps forcefully inserted conduit from breaking through the opposite side of the coupling, while not interfering with the pulling of conductors

02 Heavy-duty thick steel body/glands with continuous threading

True hexagonal shape. The non-circular design has actual flats for gripping power using hand or tool force

03 Extra-thick electro-plated zinc finish

Ensures corrosion resistance while the clear chromate coating gives the fittings their quality shine and luster

04 Superior quality and design

Strict tolerances throughout fitting ensures a straight conduit run with no sagging over extreme lengths. Chamfered entry provides lead-in for conduit insertion

05 Dependable pipe stop

360° groove traveling the circumference ensures that conduit forcefully inserted won't break through to the opposite side of the fitting. Also, it does not exceed thickness of EMT and prevents interference with pulling conductors

06 Extra-large head

Accommodates Phillips, slotted and square drives

Enhanced locknut construction

Heavy-duty turned sharp teeth, double-threaded

Steel City® conduit fittings provide long-lasting service in commercial, industrial and residential construction. Our fittings are manufactured within strict tolerances to maintain consistent performance. Installers can be assured that every fitting with the Steel City® name will work every time. So when you select Steel City® Conduit Fittings, that means fewer headaches and call-backs.

Steel City® products symbolize the highest quality standards in manufacturing and innovative design, with one of the most complete offerings available. Contact an ABB distributor nearest you to select the right Steel City® product for your requirements.



Advantages of Steel City® conduit fittings

Compression fittings



01



02



03

Couplings and connectors



04




05



06

Rigid conduit/IMC fittings

Threadless compression connectors & couplings




Threadless compression connectors – malleable – iron-zinc plated



Cat. No.	Conduit Size (in.)	Std. Ctn.
Die-cast zinc flexible metal conduit to EMT		
HC-401	1/2	300
HC-402	3/4	150
HC-403	1	90
HC-404	1 1/4	60
HC-405	1 1/2	30
HC-406	2	12
HC-407	2 1/2	12
HC-408	3	6
HC-409	3 1/2	6
HC-410	4	6

Suggested use – rigid conduit only.
UL File No. E-23018 – 1/2"-1 1/4".



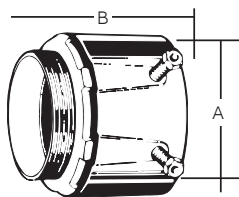
Threadless compression couplings – malleable – iron-zinc plated



Cat. No.	Conduit Size (in.)	Std. Ctn.
HK-401	1/2	300
HK-402	3/4	150
HK-403	1	90
HK-404	1 1/4	60
HK-405	1 1/2	30
HK-406	2	6
HK-407	2 1/2	6
HK-408	3	4
HK-409	3 1/2	4
HK-410	4	4

Suggested use – rigid conduit only.
UL File No. E-23018 – 1/2"-1 1/4".

Set-screw connectors



Set-screw connectors – steel – zinc plated



Cat. No.	Conduit Size (in.)	Dimensions (in.)		Std. Ctn.
		A	B	
Die-cast zinc flexible metal conduit to EMT				
HC-101	1/2	1 1/8	1 1/8	100
HC-102	3/4	1 3/8	1 1/2	50
HC-103	1	5/8	1 13/16	50
HC-104	1 1/4	2	2	25
HC-105	1 1/2	2 1/2	2 3/8	25
HC-106	2	2 3/4	2 3/8	20
HC-107	2 1/2	3 13/32	3 5/16	10
HC-108	3	4 1/32	3 7/16	5
HC-109	3 1/2	4 9/16	3 13/16	5
HC-110	4	5 3/32	4 3/32	5

One set screw or two. Two set screws starting at 2" trade size.
Suggested use – rigid conduit only.
UL File No. E-23018 – 1/2"-1 1/4".

Set-screw connectors – insulated – steel – zinc plated



Cat. No.	Conduit Size (in.)	Dimensions (in.)		Std. Ctn.
		A	B	
Die-cast zinc flexible metal conduit to EMT				
HC-701	1/2	1 1/8	1 1/8	100
HC-702	3/4	1 3/8	1 1/2	50
HC-703	1	5/8	1 13/16	25
HC-704	1 1/4	2	2	25
HC-705	1 1/2	2 1/2	2 3/8	25
HC-706	2	2 3/4	2 3/8	20
HC-707	2 1/2	3 13/32	3 5/16	10
HC-708	3	4 1/32	3 7/16	5
HC-709	3 1/2	4 1/4	4 7/8	5
HC-710	4	5 3/4	4 5/16	5

One set screw or two. Two set screws starting at 2" trade size.
Suggested use – rigid conduit only.
UL File No. E-23018 – 1/2"-1 1/4".