
Beam clamps

Design loads


Where design loads are indicated, they provide for a safety factor of 3 in conformance with the American Standard Code for Pressure Piping. For more information, see page A66 for engineering data and specifications.

Finishes and special materials

Hot-dipped galvanized (HDGC) is standard for all Superstrut beam clamps. The material is zinc coated after fabrication providing total product

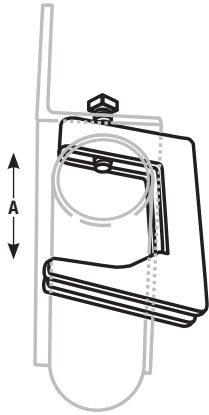
protection on all surfaces. The fabricated beam clamps are suspended and then dipped into tanks of hot zinc for a prolonged period, creating a coherent bond.

Selected beam clamps can also be available in GoldGalv® (no suffix) or stainless steel type 316 (SS6C). Contact your regional sales office for availability and minimum quantities.



Beam clamps

Beam clamps for mounting pipe and conduit



U571, U572 Conduit clamp

For attaching ½ in. thru 1½ in. conduit to beam, channel, angle or column. Secures conduit to the support parallel or at right angles to it.

⅝ in. set screw

12 gauge material

Standard finish – GoldGalv®

Wt./C 38 lb

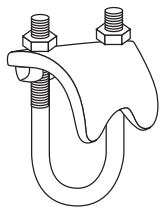
Cat. no.	Conduit size (in.)	Max. flange thickness (in.)	Dim. A (in.)	Wt./C lb
U571	½	1	1¾	36
	¾	¾	1¾	36
	1	½	1¾	36
U572	¾	1½	2½	59
	1	1¼	2½	59
	1¼	1	2½	59
	1½	⅝	2½	59

Pipe supports

Three types of pipe clamps are available to provide right angle, vertical and parallel attachment to a beam. Types RC, EC and PC are malleable iron clamps with an edge that grips the structural member for maximum holding power when tightened.

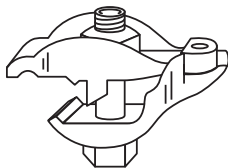
Type RCS clamps are all steel, providing two bearing surfaces for strong attachment for mounting pipe or conduit at right angles to the beam.

All parts are electrogalvanized (no suffix) including the threads. The clamps are designed for clamping to a wide variety of beam thicknesses and tapers. Can be installed using only a wrench.



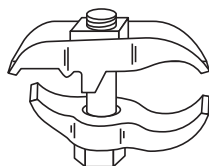
Type RC and RCS

- Malleable iron
- For mounting pipe or conduit at right angles to the beam
- Use SS316 suffix for 316 stainless steel
- Use HDG suffix for hot-dipped galvanized



Type EC

- Malleable iron
- For mounting pipe or conduit vertically across the beam
- Use HDG suffix for hot-dipped galvanized
- CSA certified



Type PC

- Malleable iron
- For mounting pipe or conduit parallel to the beam
- Use HDG suffix for hot-dipped galvanized

Cat. no. and size	O.D. of conduit or pipe (in.)	Nom. conduit or pipe size (in.)	Std. ctn.	Wt./C lb
RCS-3/8	0.675	⅜	50	31
RCS-1/2	0.840	½	50	34
RCS-3/4	1.050	¾	50	39
RCS-1	1.315	1	50	42
RCS-1-1/4	1.660	1¼	50	43
RCS-1-1/2	1.900	1½	50	60
RCS-2	2.375	2	50	72
RC-1/2	0.840	½	50	36
RC-3/4	1.050	¾	50	43
RC-1	1.315	1	50	49
RC-1-1/4	1.660	1¼	50	51
RC-1-1/2	1.900	1½	50	54
RC-2-SC	2.375	2	50	76
RC-2-1/2	2.875	2½	25	107
RC-3	3.500	3	25	116
RC-3-1/2	4.000	3½	25	134
RC-4-SC	4.500	4	20	158
EC-1/2	0.840	½	50	69
EC-3/4	1.050	¾	50	78
EC-1	1.315	1	25	83
EC-1-1/4	1.660	1¼	25	108
EC-1-1/2	1.900	1½	25	112
EC-2	2.375	2	25	140
EC-2-1/2	2.875	2½	10	183
EC-3	3.500	3	10	203
PC-3/8	0.675	⅜	50	32
PC-1/2	0.840	½	50	53
PC-3/4	1.050	¾	50	53
PC-1	1.315	1	50	61
PC-1-1/4	1.660	1¼	25	79
PC-1-1/2	1.900	1½	25	56
PC-2	2.375	2	25	116
PC-2-1/2	2.875	2½	25	148
PC-3	3.500	3	10	175
PC-3-1/2	4.000	3½	10	199
PC-4	4.500	4	10	224