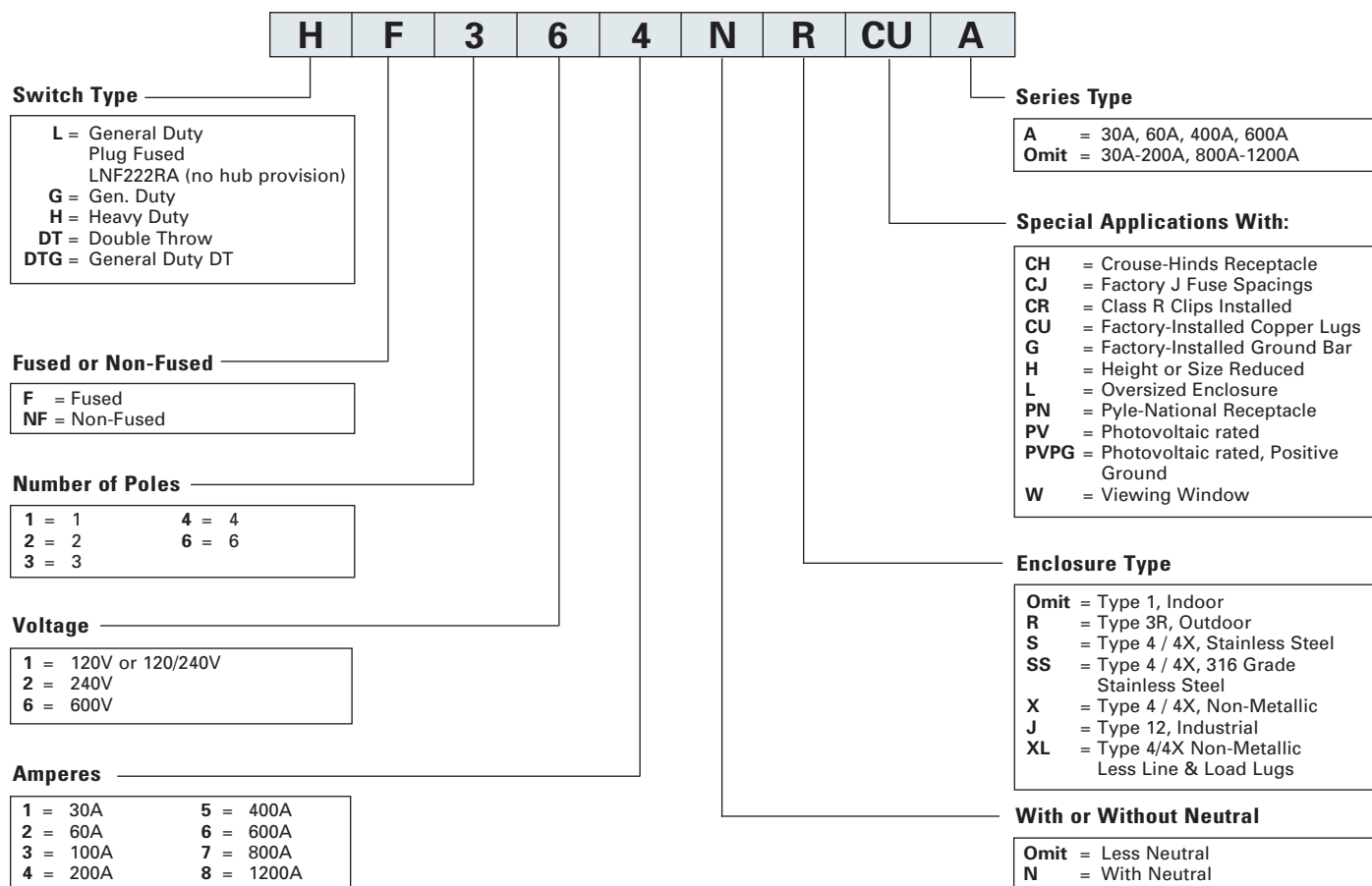


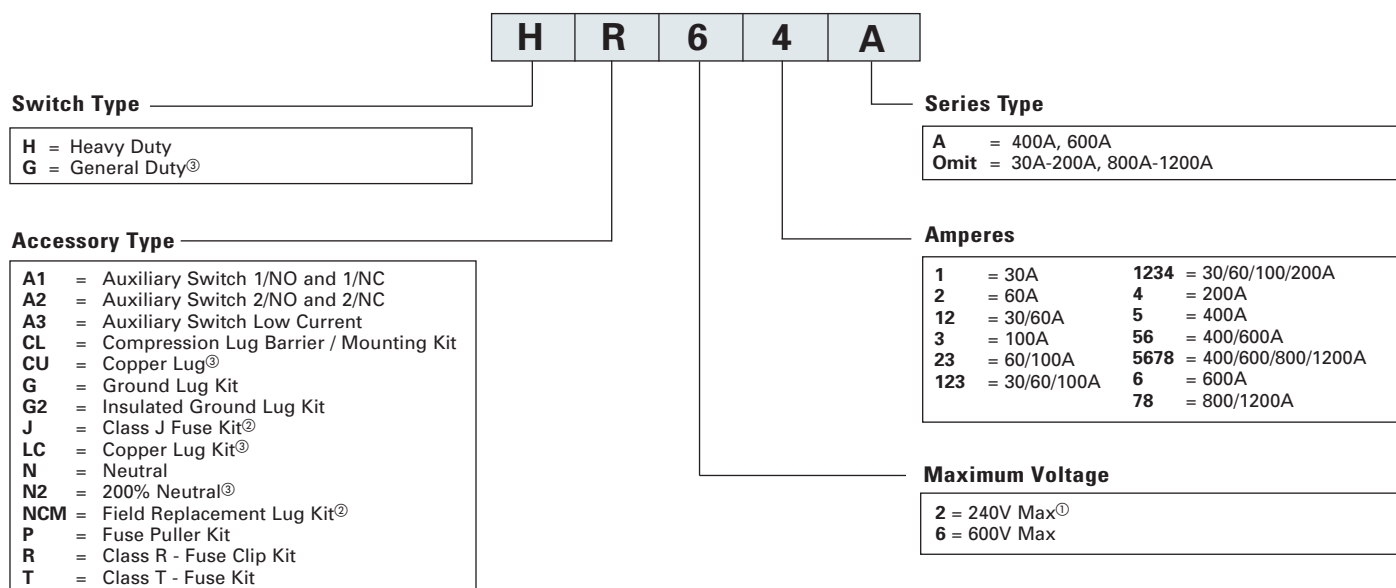
Safety Switches

Type VBII Safety Switch Catalog Numbering System

Product Overview




Type VBII Accessories Catalog Numbering System



Note: Catalog numbering systems above do not apply to 4-pole & Type "F" & "FR" double throw switches & accessories.

① For 400A, 600A use 680V max accessories except for T Fuse Kit.
② Only offered for 400A, 600A.

③ For 30A-200A, 800A-1200A.



1. Cover interlock
 2. Tangential knockouts 100-600A for easy conduit lineup
 3. Quick-make, quick-break operating mechanism that ensures positive operation
 4. Provisions for T, R, J, H, and K class fuses (T & J 100-600A)
 5. Wiring gutters that meet or exceed NEC wire-bending space requirements
 6. Visible blade, double-break switch action
 7. Positive 2 or 3 point mounting
 8. Highly visible red handle grip
 9. Informative door labeling which includes replacement parts list
 10. Handle and cover padlocking provisions
 11. 100A and above have side-hinged door that opens 180 degrees for easier wiring
- Note.** 400A and 600A GD switches include internal shields which meet 2020 NEC 230.62 touch safe requirements for service entrance equipment.