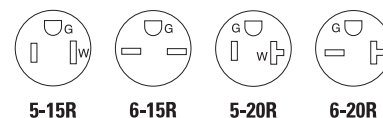


Premium industrial grade straight blade receptacles

Project Name:	Prepared By:
Project Number:	Date:
Catalog Number:	Type:

Description

2-Pole, 3-Wire Grounding
15A 125V; 15A 250V
20A 125V; 20A 250V
NEMA 5-15, 5-20, 6-15, 6-20



AH5262



AH5362



5461

Design features

- Exclusive screw terminal guards provide fast, easy insulation from conductive surfaces (duplex only)
- Exclusive five-leaf solid brass line contacts provides consistent performance and superior plug retention (duplex only)
- Rigid, glass reinforced nylon base lends ultimate strength and superior high heat resistance in contact carrier (duplex only)
- 0.05" (1.27mm) solid brass mounting strap with non-riveted, integral one-piece grounding system for highest durability – assures superior ground integrity under heaviest use (duplex only)
- High impact and chemical-resistant nylon face
- Tapered lead-in slots on back wiring holes assist in gathering stranded wires for faster, more secure connections
- All terminal and mounting screws triple combination (slot/Phillips/Robertson) head for maximum installer flexibility
- Long, broad mounting strap helps reach large panel cutouts for code compliance
- Automatic grounding system eliminates need for bonding jumper in grounded metal enclosure, provides redundant measure of ground continuity where jumper used
- Screw-Catch feature on duplex devices speeds mounting of wallplates

Table 1. Premium Industrial Grade Duplex Receptacles, Back & Side Wire

Catalog No.	Description	Amps	Volts	Color Suffix
<input type="checkbox"/> AH5262__	NEMA 5-15R Premium Duplex Receptacle, Back & Side Wire	15	125	B, BK, GY, RD, V, W
<input type="checkbox"/> 5261__	NEMA 5-15R Premium Single Receptacle, Back & Side Wire	15	125	B, GY, RD, V, W
<input type="checkbox"/> AH5362__	NEMA 5-20R Premium Duplex Receptacle, Back & Side Wire	20	125	B, BK, GY, LA, RD, V, W
<input type="checkbox"/> 5361__	NEMA 5-20R Premium Single Receptacle, Back & Side Wire	20	125	B, BK, GY, RD, V, W
<input type="checkbox"/> AH5662__	NEMA 6-15R Premium Duplex Receptacle, Back & Side Wire	15	250	B, V, W
<input type="checkbox"/> 5661__	NEMA 6-15R Premium Single Receptacle, Back & Side Wire	15	250	B, V, W
<input type="checkbox"/> AH5462__	NEMA 6-20R Premium Duplex Receptacle, Back & Side Wire	20	250	B, GY, V, W
<input type="checkbox"/> 5461__	NEMA 6-20R Premium Single Receptacle, Back & Side Wire	20	250	B, GY, V, W

EATON

Powering Business Worldwide

Compliances, specifications and availability are subject to change without notice.

Project Name:	Prepared By:
Project Number:	Date:
Catalog Number:	Type:

Applications

Industrial grade receptacles are challenged on a daily basis to provide consistent, reliable means of connectivity in a wide variety of environments and need to stand up to a high degree of abuse. The applications vary greatly by environment and provide challenges from impact and chemical resistance to environmental extremes such as heat and moisture. The breadth of Arrow Hart line of premium industrial grade straight blade receptacles provides solutions to all environments and applications. High impact and chemical resistant nylon faces withstand abuse to maintain structural integrity. The durable contact designs provide long life blade retention. When the job calls for receptacles that can stand up to the test of an industrial environment, turn to Arrow Hart's line of premium industrial grade receptacles.

Table 2. Specifications

Catalog No.	AH5262, AH5362, AH5462, AH5662 Series	5261, 5361, 5461, 5661 Series
Device Type	Industrial Grade Premium Duplex Receptacles	Industrial Grade Premium Single Receptacles
Wiring Type	Back & side wire	Back & side wire
Testing & Code Compliance	<ul style="list-style-type: none">cULus Listed to UL 498, file no. E15058UL verified to Federal Spec. WC-596GCSA certified to C22.2, no. 42NOM certified	<ul style="list-style-type: none">Listed to UL 498, file no. E15058UL verified to Federal Spec. WC-596GCSA certified to C22.2, no. 42, file no. 6914 (6233-01)NOM certified
Environmental Specifications	Flammability: Meets UL 94 requirements; V2 rated Temperature Rating: -20°C to 70°C (-4°F to 158°F)	Flammability: Meets UL 94 requirements; V2 rated Temperature Rating: -20°C to 60°C (-4°F to 140°F)
Electrical Specifications	Dielectric Voltage: Withstands 2000V per UL 498 Current Interrupting: Yes, at full-rated current Temperature Rise: Max. 30°C (86°F) after 250 cycles of overload @ 200% of rated current (DC)	Dielectric Voltage: Withstands 2000V per UL 498 Current Interrupting: Yes, at full-rated current Temperature Rise: Max. 30°C (86°F) after 250 cycles of overload @ 200% of rated current (DC)
Mechanical Specifications	Terminal Accommodation: #14 - 10 AWG Voltage Ratings: Permanently marked on device	Terminal Accommodation: #14 - 10 AWG Voltage Ratings: Permanently marked on device

Table 3. Materials

Catalog No.	AH5262, AH5362, AH5462, AH5662 Series	5261, 5361, 5461, 5661 Series
Face	Nylon	Nylon
Base	Glass-filled nylon	Nylon
Strap	0.05" thick brass	0.05" thick steel, zinc plated
Auto Ground	Brass clip	Phosphor bronze staple
Line Contacts	0.031" thick 5-leaf 688 grade high-performance brass	0.037" thick 3-leaf brass
Ground Contact	Integral	Riveted
Terminal Screws	#8-32 brass, neutral screw nickel plated	#8-32 brass, neutral screw nickel plated
Ground Screw	#8-32 steel, zinc plated (green)	#8-32 steel (green)
Screw Terminal Guards	PVC hinged doors	N/A

Table 4. Color Ordering Information

For ordering devices, include Cat. No. followed by the color code: B (Brown), BK (Black), GY (Gray) LA (Light Almond), RD (Red), V (Ivory), W (White)

B	BK	GY	LA	RD	V	W
Brown	Black	Gray	Lt. Almond	Red	Ivory	White

Project Name:	Prepared By:
Project Number:	Date:
Catalog Number:	Type:

Product Dimensions

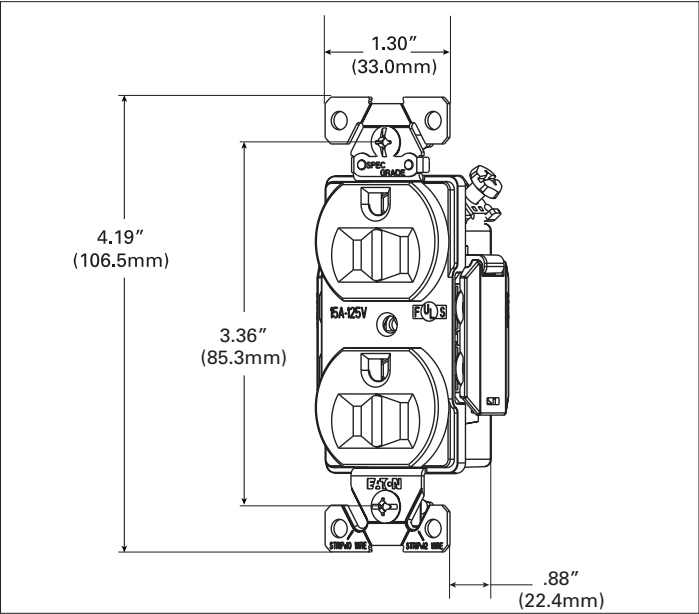


Figure 1. AH5262 Line Art with Dimensions

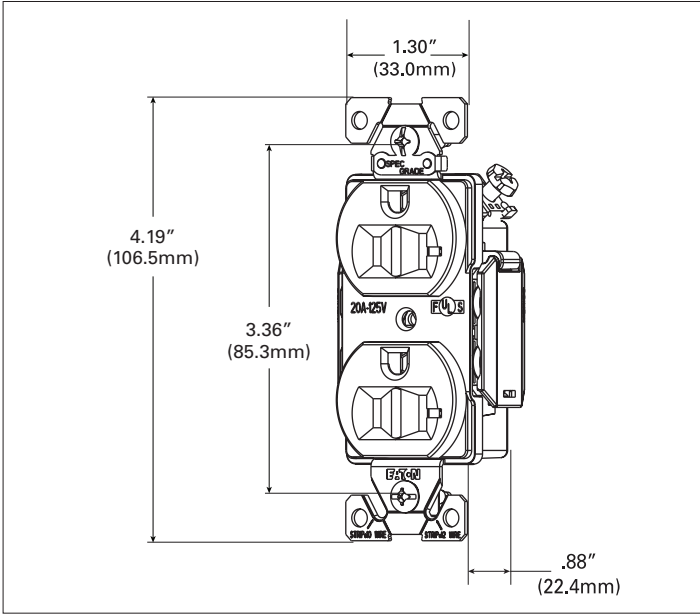


Figure 2. AH5362 Line Art with Dimensions

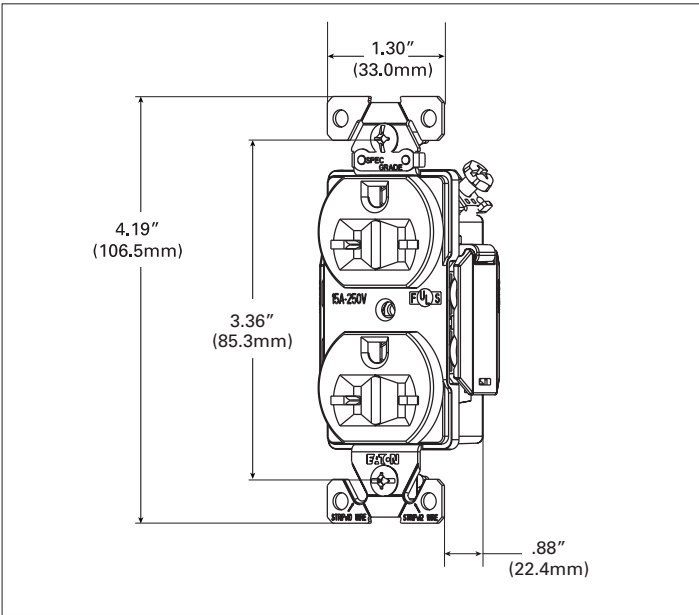


Figure 3. AH5662 Line Art with Dimensions

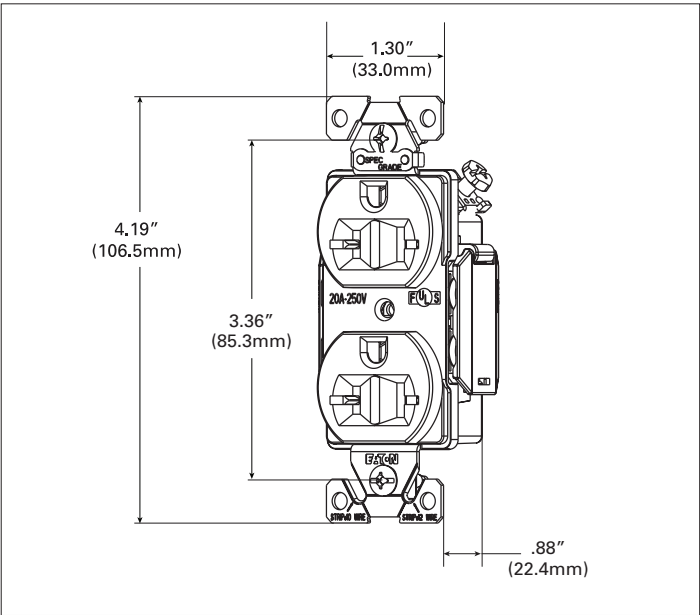


Figure 4. AH5462 Line Art with Dimensions

Project Name:	Prepared By:
Project Number:	Date:
Catalog Number:	Type:

Product Dimensions

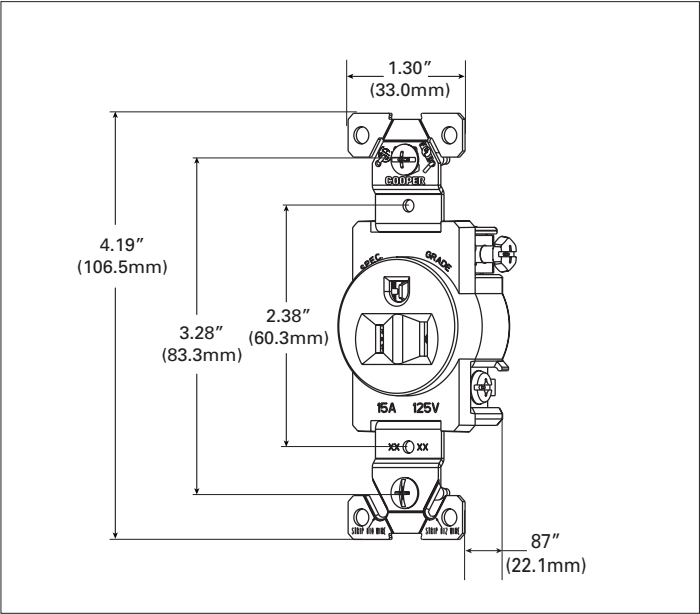


Figure 5. 5261 Line Art with Dimensions

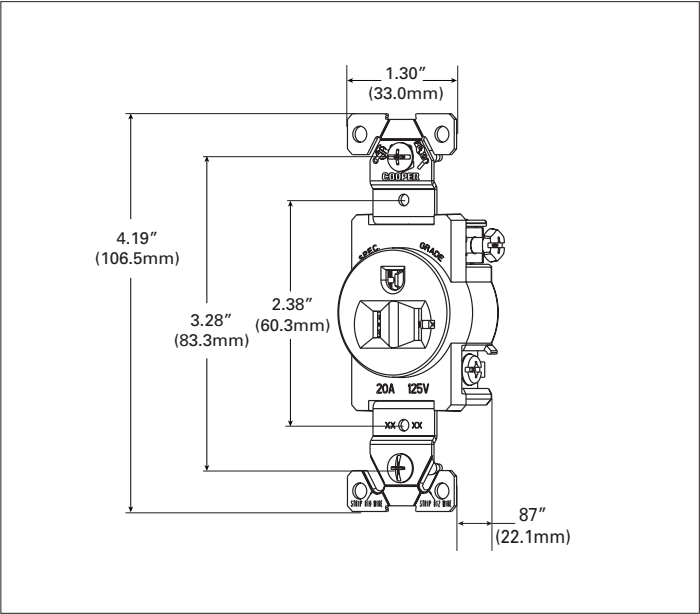


Figure 6. 5361 Line Art with Dimensions

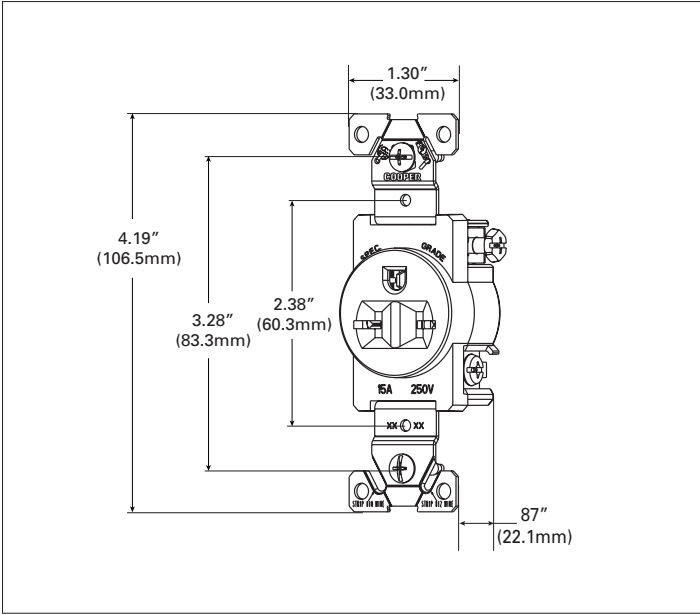


Figure 7. 5661 Line Art with Dimensions

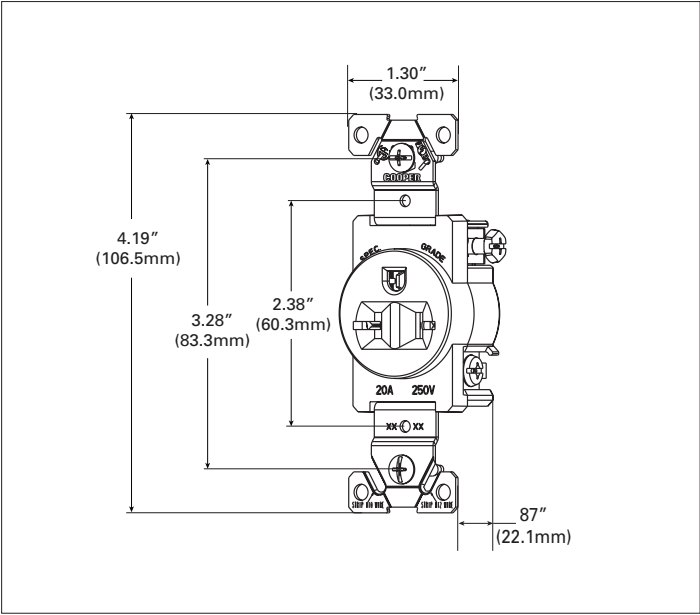












Figure 8. 5461 Line Art with Dimensions

Project Name:	Prepared By:
Project Number:	Date:
Catalog Number:	Type:

Certifications & Compliances

Catalog No.									
AH5262	•		•		•		•		•
5261		•	•	•	•	•	•	•	•
AH5362	•		•		•	•	•	•	•
5361		•	•	•	•	•	•	•	•
AH5662	•		•		•	•	•	•	•
5661		•	•	•	•	•		•	•
AH5462	•		•		•	•	•	•	•
5461		•	•	•	•	•		•	•

KEY:  cULus  UL  Fed Spec  NAFTA  CSA
 NOM  Arrowlink  Build-To-Spec  ROHS

 Parts are manufactured and designed in accordance with article 4 of the European Union's RoHS2 directive 2011/65/EU

 Build-To-Spec Customizable Devices

Compliances, specifications and availability are subject to change without notice.

Electrical Sector
203 Cooper Circle
Peachtree City, GA 30269
United States
Eaton.com
Cooperwiringdevices.com

Electrical Sector
Canada Operations
5925 McLaughlin Road
Mississauga, Ontario, L5R 1B8
Canada
EatonCanada.ca
Cooperwiringdevices.com

Electrical Sector
Mexico Operations
Carr. Tlalnepantla -
Cuautitlan Km 178 s/n
Col. Villa Jardin esq.
Cerrada 8 de Mayo
Cuautitlan, Mexico CP 54800
Mexico
Eaton.mx
Cooperwiringdevices.com

Eaton
1000 Eaton Boulevard
Cleveland, OH 44122
United States
Eaton.com

© 2014 Eaton
All Rights Reserved
Printed in USA
Publication No. E125-0133-14
October 2014