


## DEVICES &amp; WALL PLATES

## Color Selection Chart

## Devices &amp; Plastic Wall Plate Colors



Ivory

Light Almond


White

Green

Dark Bronze

Nickel

Graphite



Black

Blue

Brown

Gray


Orange

Red

See specific device and wall plate catalog charts for particular color availabilities.

## Metal Wall Plates

## Metal Finish



Aluminum


Polished Brass

Stainless Steel

Chrome

## Custom Metal Wall Plates Paint Finish Colors

## Paint Color



Orange

Green


Gray

Yellow

Glossy Black

Brown

White



Primer

Red

Pink

Flat Black

Ivory

Light Almond

Blue

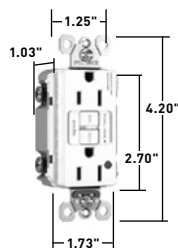
To order custom metal wall plates, see Pages I-25—I-29.

**For additional colors consult factory.**

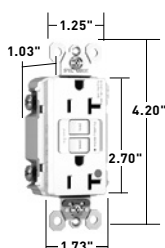
# HOSPITAL GRADE RECEPTACLES

## Hospital Grade Tamper-Resistant Self-Test GFCI Receptacles with SafeLock® Protection

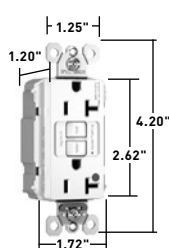
2 Pole, 3 Wire Grounding 15 & 20A, 125VAC



1597HGTRW



2097HGTRW



PT2097HGTRW

### Features

- Protects children: patented shutter system helps prevent improper insertion of foreign objects.
- Meets National Electrical Code® Tamper-Resistant requirements.
- Conducts an automatic test every three seconds, ensuring it's always ready to protect. If the device fails the test, the indicator light flashes to signal that the GFCI should be replaced. It also has our proven SafeLock® Protection feature: if critical components are damaged and protection is lost, power to the receptacle is disconnected.
- Auto-Ground Clip assures a positive ground to metal box.
- FSUL Listed (Federal Specification WC596).
- Mounting screws are shipped captive in the device and wall plate for easier installation.
- High-impact-resistant thermoplastic construction with tri-drive terminal screws.
- Trip indicator light (red LED).
- Supplied with matching TP26 nylon wall plate (except NI, DB, and G models).
- Feed-through wiring configuration allows GFCI to protect downstream receptacles.
- Prevents line-load reversal miswire: no power to the face or downstream receptacles if wired incorrectly.
- Side or internal screw-pressure-plate back wire with #10 - #14 AWG solid or stranded copper wire.
- Two back-wire holes per terminal.
- Ground screw has a back-wire clamp for easy installation.

### PlugTail Features

- Faster, more reliable installation.
- No exposed terminals create a finger-safe application before, during, and after installation.
- Built-in connector features large brass terminal blades to ensure consistent, reliable electrical connections to PlugTail Connector.
- GFCI works with existing 3-wire PlugTail Connector creating a non-feed-through application for facility owners.
- Zinc-plated steel mounting strap.

### Specifications

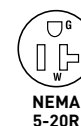
- Supply Voltage: 125VAC, 60 Hz
- Supply Voltage Range: 102-132 VAC
- Trip Threshold: 5± 1mA
- Trip Time: 0.025 sec., nominal per UL Standard
- 20 Amp feed-thru capacity

CATALOG NUMBER	PLUGTAIL CATALOG NUMBER	RATING		COLOR	NEMA CONFIG. NO.	3rd PARTY COMPLIANCE		
		A.	VAC			 UL943 C22.2 No. 144	 UL498 C22.2 No. 42	FSUL WC596
HOSPITAL GRADE TAMPER-RESISTANT 15 AMP DUPLEX GFCI								
1597HGTRI	PT1597HGTRI	15	125	Ivory	5-15R	•	•	•
1597HGTRW	PT1597HGTRW	15	125	White	5-15R	•	•	•
1597HGTR		15	125	Brown	5-15R	•	•	•
1597HGTRBK		15	125	Black	5-15R	•	•	•
1597HGTRGRY		15	125	Gray	5-15R	•	•	•
1597HGTRRED	PT1597HGTRRED	15	125	Red	5-15R	•	•	•
1597HGTRLA	PT1597HGTRLA	15	125	Light Almond	5-15R	•	•	•
HOSPITAL GRADE TAMPER-RESISTANT 20 AMP DUPLEX GFCI								
2097HGTRI	PT2097HGTRI	20	125	Ivory	5-20R	•	•	•
2097HGTRW	PT2097HGTRW	20	125	White	5-20R	•	•	•
2097HGTR		20	125	Brown	5-20R	•	•	•
2097HGTRBK	PT2097HGTRBK	20	125	Black	5-20R	•	•	•
2097HGTRGRY	PT2097HGTRGRY	20	125	Gray	5-20R	•	•	•
2097HGTRRED	PT2097HGTRRED	20	125	Red	5-20R	•	•	•
2097HGTRLA	PT2097HGTRLA	20	125	Light Almond	5-20R	•	•	•

For PlugTail Connectors, see Page B-21.



NEMA 5-15R



NEMA 5-20R

All devices listed on this page conform to NEMA WD-1 and WD-6.

WWW.LEGRAND.US/PASSANDSEYMOUR

## GFCIs

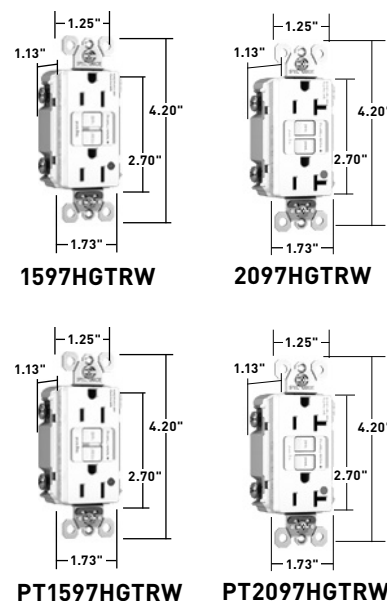
## Hospital Grade Tamper-Resistant Self-Test GFCI Receptacles with SafeLock® Protection 2 Pole, 3 Wire Grounding 15 &amp; 20A, 125VAC

## Features

- Protects children: patented shutter system helps prevent improper insertion of foreign objects.
- Meets National Electrical Code® Tamper-Resistant requirements.
- Conducts an automatic test every three seconds, ensuring it's always ready to protect. If the device fails the test, the indicator light flashes to signal that the GFCI should be replaced. It also has our proven SafeLock® Protection feature: if critical components are damaged and protection is lost, power to the receptacle is disconnected.
- Auto-Ground Clip assures a positive ground to metal box.
- FSUL Listed (Federal Specification WC596).
- Mounting screws are shipped captive in the device and wall plate for easier installation.
- High-impact-resistant thermoplastic construction with tri-drive terminal screws.
- Trip indicator light (red LED).
- Supplied with matching TP26 nylon wall plate (except NI, DB, and G models).
- Feed-through wiring configuration allows GFCI to protect downstream receptacles.
- Prevents line-load reversal miswire: no power to the face or downstream receptacles if wired incorrectly.
- External back-wire pressure plates with posted terminal screws for faster installation.
- Redesigned side-wire cavity improves speed of side-wire installation.
- Posted terminal screws for faster side-wire installation.
- Ground screw has a back-wire clamp for easy installation.
- RoHS compliant.
- Proposition 65 compliant.
- Torque terminal screws to 14-16 inch-pounds.

## PlugTail® Models Only

- Faster, more reliable installation.
- No exposed terminals create a finger-safe application before, during, and after installation.
- Built-in connector features large brass terminal blades to ensure consistent, reliable electrical connections to PlugTail Connector.



- GFCI works with the existing 3-wire PlugTail connectors creating a non-feed-through application for facility owners.
- Zinc-plated steel mounting strap.

## Specifications

- Supply Voltage: 125VAC, 60 Hz
- Supply Voltage Range: 102-132 VAC
- Trip Threshold: 5± 1mA
- Trip Time: 0.025 sec., nominal per UL Standard
- 20 Amp feed-thru capacity (non-PlugTail® models only)



CATALOG NUMBER	PLUGTAIL CATALOG NUMBER	RATING		COLOR	NEMA CONFIG. NO.	3rd PARTY COMPLIANCE		
		A.	VAC			 UL943 C22.2 No. 144	 UL498 C22.2 No. 42	FSUL WC596
15 AMP DUPLEX GFCI								
1597HGTRI	PT1597HGTRI	15	125	Ivory	5-15R	•	•	•
1597HGTRW	PT1597HGTRW	15	125	White	5-15R	•	•	•
1597HGTR		15	125	Brown	5-15R	•	•	•
1597HGTRBK		15	125	Black	5-15R	•	•	•
1597HGTRGRY		15	125	Gray	5-15R	•	•	•
1597HGTRRED	PT1597HGTRRED	15	125	Red	5-15R	•	•	•
1597HGTRLA	PT1597HGTRLA	15	125	Light Almond	5-15R	•	•	•
20 AMP DUPLEX GFCI								
2097HGTRI	PT2097HGTRI	20	125	Ivory	5-20R	•	•	•
2097HGTRW	PT2097HGTRW	20	125	White	5-20R	•	•	•
2097HGTR		20	125	Brown	5-20R	•	•	•
2097HGTRBK	PT2097HGTRBK	20	125	Black	5-20R	•	•	•
2097HGTRGRY	PT2097HGTRGRY	20	125	Gray	5-20R	•	•	•
2097HGTRRED	PT2097HGTRRED	20	125	Red	5-20R	•	•	•
2097HGTRLA	PT2097HGTRLA	20	125	Light Almond	5-20R	•	•	•