


6000® SERIES RACEWAY



6000 Series Raceway is ideal for all applications requiring high cable capacity.



**PEP
ECO
PASS
PORT®**

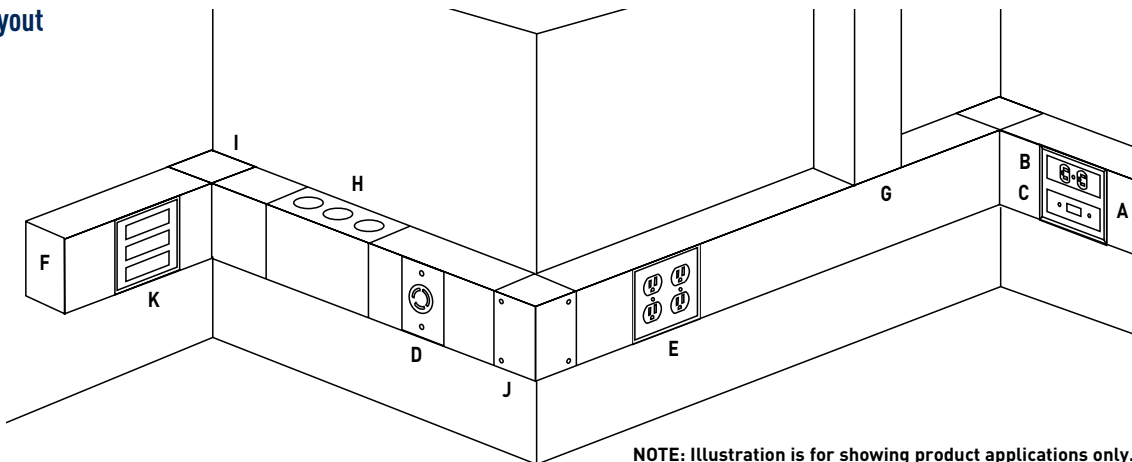
Download this product's PEP ecopassport® environmental product declaration at www.legrand.us/resources-and-downloads. This declaration conforms with ISO 14025 and 14040 and is in alignment with EN 15804.

CODE REFERENCE

cULus Listed Raceway:
File E4376 Guide RJBT.

Fittings:
File E41751 Guide RJPR.
Meets Article 386 of NEC.
Meets Section 12-1600 of CEC.

System Layout



NOTE: Illustration is for showing product applications only.

KEY

- | | |
|---|---|
| A. 4050 Device Mounting Plate
Inserts included | G. 6011TX Combination Flat Elbow |
| B. 5507D Duplex Receptacle Faceplate | H. 6014A Connector Fitting |
| C. 5507SW Switch Faceplate | I. 6017TX Combination Internal External Elbow |
| D. 6007C-1 Single-Gang Device Plate | J. 6017TX Inverted to External Elbow |
| E. 6007C-2 Two-Gang Device Plate | K. 6046KD Circuit Breaker Housing |
| F. 6010B Blank End Fitting | |

COLOR OPTIONS



6000® Series Raceway Part Numbers with a "V" prefix have an ivory finish. Part Numbers with a "G" prefix have an gray finish.

Custom color options are also available. Consult the factory for more information.

6000[®] SERIES RACEWAY

6000 Series Raceway Ordering Information (continued)

660BDK Replacement Blade Kit

Replacement blades and die set for 660B Cutter.

640C Raceway Cover Cutter



Portable cutter for 4000 and 6000 Series Raceway Cover. Provides clean and easy square cuts.

640CDK Replacement Blade Kit

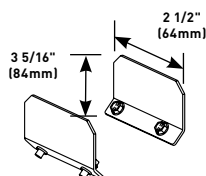
Replacement blades and die set for 640C Cutter.

G6000WC Wire Clip (Galvanized)



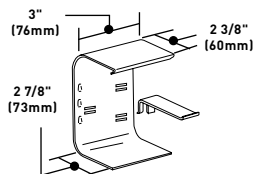
For holding conductors in place.
For undivided raceways only.

6001A Coupling (Galvanized)



For joining lengths of 6000B.

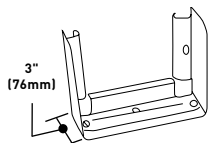
G6001DA Divider Clip



Use for holding G6000DA Divider in place to divide raceway into 1/3, 1/2, or 2/3 compartments.

NOTE: 6000 Series Raceway divided into 1/3 compartments will not accept devices.

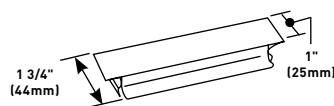
G6001TX Converter Coupling



Use this coupling to convert G6011TX or G6017TX into a tee or cross. For tee, one required; for cross, two required.

NOTE: Parts identified with this symbol are Certified to Canadian Safety Standards for sale in Canada. When ordering these products, change the "V" color prefix to "CV" or the "G" color prefix to "CG" to denote the Canadian versions.

Connection Cover

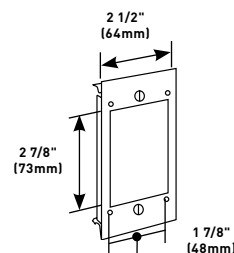


PART NUMBERS:

V6006 (Ivory)
G6006 (Gray)

Use where two sections of 4000C or 6000C Cover, not squarely cut, come together.

Single-Gang Device Plate

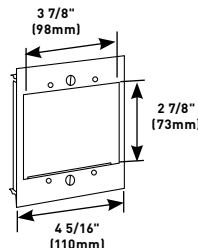


PART NUMBERS:

V6007C-1 (Ivory)
G6007C-1 (Gray)

For vertical mounting of single-gang devices. Use with industry standard faceplates for electrical and communication devices. Can also be used with 4000B Base.

Two-Gang Device Plate

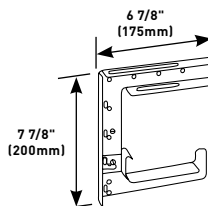


PART NUMBERS:

V6007C-2 (Ivory)
G6007C-2 (Gray)

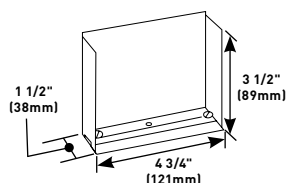
For installation of two-gang devices or two vertically mounted single-gang devices on undivided raceway. Use with industry standard double-gang faceplates for electrical and communication devices. Can also be used with 4000B Base.

G6008A C-Hanger (Galvanized)



For suspending 6000 or 4000 Series Raceway from structural ceiling. Designed for use with 3/8" (9.5mm) rod. Hangers should be installed no more than 5' (1.5m) apart along raceway run. Can be bolted back-to-back for dual runs of 4000, 6000 or 3008C or for combined runs with 3000 Series Raceway.

Blank End Fitting



PART NUMBERS:

V6010B (Ivory)
G6010B (Gray)

For closing open end of 6000 Series Raceway.