

# Xtra-Guard® 1

## High Performance Enhanced PVC



### Features


- Fast, easy stripping of insulation and jacket
- Color-coded, tinned copper conductors
- Premium-grade PVC insulation and jacket for easier cable routing in small spaces
- 300 V and 600 V
- Unshielded, foil shielded, or Supra-Shield® Foil + Braid
- 105°C temperature rating
- UL VW-1, UL 1685, and CSA FT-4 flammability rating
- IEC 60322-1 and -2 Flame Behavior
- Nylon ripcord for easy jacket stripping
- UL Oil Res. I and Class 43
- UL Sunlight resistant

### Applications

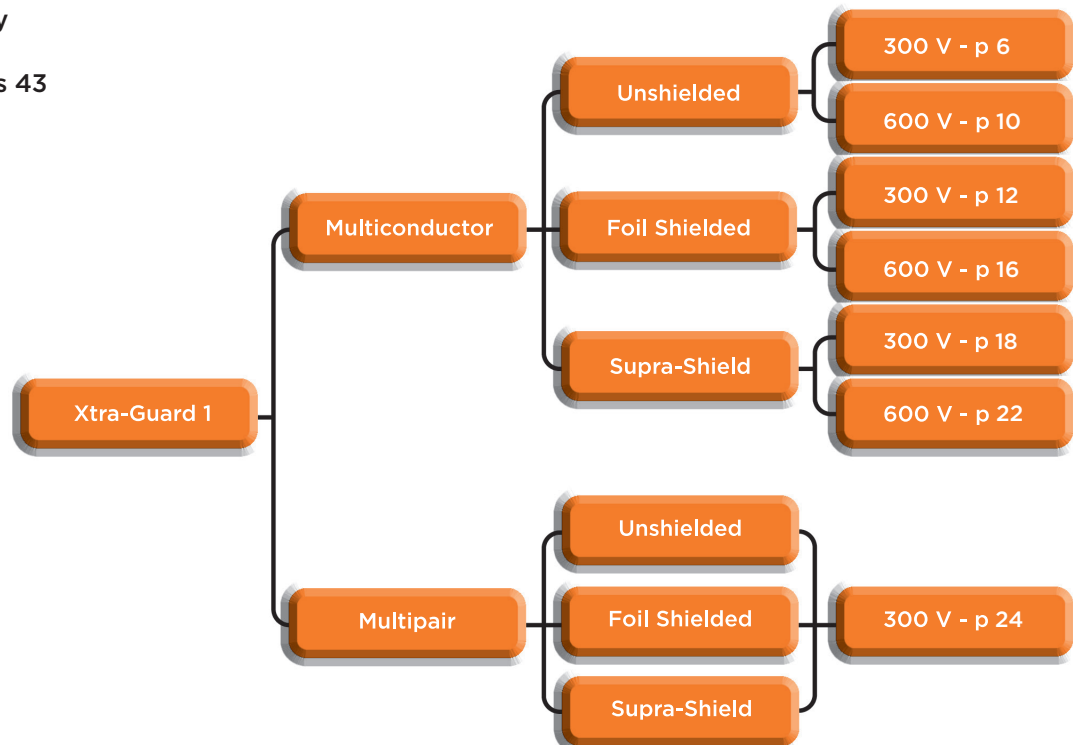
- EIA RS-232 interface
- High technology applications in controlled environments
- Medical electronics
- Point-of-sale equipment
- Computer peripherals
- Industrial process controls

### FIT® Tubing Recommendations

- FIT-221: General-purpose, cross-linked polyolefin (indoor)
- FIT-321: Medium-wall, adhesive-lined, cross-linked polyolefin (outdoor)

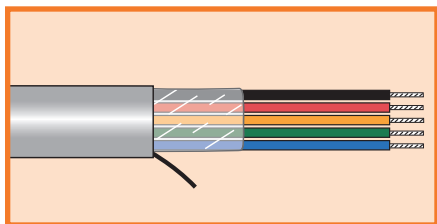


Xtra-Guard cables are available in a range of long-lasting colors for fast, easy identification, for safety reasons, and for matching the color of your system.



# Xtra-Guard® 1

## High Performance 300 V Unshielded, Multiconductor



**UL CM**  
**UL AWM 2464 VW-1**  
**CSA CMG FT4**

### Operating Temperature

- -35°C to +80°C (AWM)
- -35°C to +105°C (CM)

### Conductor Color Coding

- 28, 26, 24, 22 AWG: Chart E
- 20, 18, 16 AWG: Chart D
- Jacket Colors: Nine available (slate standard)

### Materials

- Stranded tinned copper conductors
- Premium semi-rigid PVC insulation
- Nylon ripcord
- Premium PVC jacket

### Features

- UL 60°C Oil (Oil Res. I)
- UL Sunlight Resistance
- IEC 60322-1 and -2 flame behavior

### Availability

100 ft (30.5 m)  
500 ft (152 m)  
1000 ft (305 m)  
Bulk, cut to length

### FIT® Tubing Recommendations

- FIT-221: General-purpose, cross-linked polyolefin (indoor)
- FIT-321: Medium-wall, adhesive-lined, cross-linked polyolefin (outdoor)

### 28 AWG (0.09 mm²)

Stranding: 7/36 (7 x 0.127 mm)  
Insulation thickness: 0.010 (0.25 mm)

Part Number	Conductors	Nominal Diameter		Jacket Thickness	
		Inch	mm	Inch	mm
<b>5920</b>	2	0.138	3.51	0.032	0.81
<b>5921</b>	3	0.144	3.66	0.032	0.81
<b>5922</b>	4	0.153	3.89	0.032	0.81
<b>5923</b>	6	0.174	4.42	0.032	0.81
<b>5924</b>	7	0.174	4.42	0.032	0.81
<b>5925</b>	8	0.185	4.70	0.032	0.81

### 26 AWG (0.14 mm²)

Stranding: 7/34 (7 x 0.16 mm)  
Insulation thickness: 0.010 (0.25 mm)

Part Number	Conductors	Nominal Diameter		Jacket Thickness	
		Inch	mm	Inch	mm
<b>5666</b>	2	0.146	3.71	0.032	0.81
<b>5667</b>	3	0.152	3.86	0.032	0.81
<b>5668</b>	4	0.162	4.11	0.032	0.81
<b>5669</b>	6	0.186	4.72	0.032	0.81
<b>5670</b>	7	0.186	4.72	0.032	0.81
<b>5671</b>	8	0.198	5.03	0.032	0.81
<b>5672</b>	10	0.224	5.69	0.032	0.81
<b>5673</b>	15	0.248	6.30	0.032	0.81

### 24 AWG (0.23 mm²)

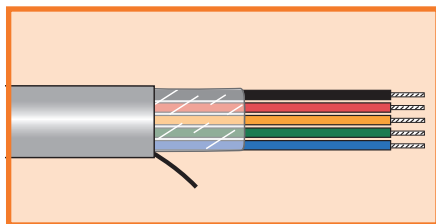
Stranding: 7/32 (7 x 0.20 mm)  
Insulation thickness: 0.010 (0.25 mm)

Part Number	Conductors	Nominal Diameter		Jacket Thickness	
		Inch	mm	Inch	mm
<b>5012C</b>	2	0.156	3.96	0.032	0.81
<b>5013C</b>	3	0.163	4.14	0.032	0.81
<b>5014C</b>	4	0.175	4.45	0.032	0.81
<b>5016C</b>	6	0.201	5.11	0.032	0.81
<b>5018C</b>	8	0.215	5.46	0.032	0.81
<b>5020C</b>	10	0.244	6.20	0.032	0.81
<b>5020/15C</b>	15	0.271	6.88	0.032	0.81
<b>5020/20C</b>	20	0.300	7.62	0.032	0.81
<b>5020/25C</b>	25	0.332	8.43	0.032	0.81
<b>5020/30C</b>	30	0.350	8.89	0.032	0.81
<b>5020/40C</b>	40	0.390	9.91	0.032	0.81
<b>5020/50C</b>	50	0.429	10.90	0.032	0.81



# Xtra-Guard® 1

## High Performance 300 V Unshielded, Multiconductor



**UL CM**  
**UL AWM 2464 VW-1**  
**CSA CMG FT4**

### Operating Temperature

- -35°C to +80°C (AWM)
- -35°C to +105°C (CM)

### Conductor Color Coding

- 28, 26, 24, 22 AWG: Chart E
- 20, 18, 16 AWG: Chart D
- Jacket Colors: Nine available (slate standard)

### Materials

- Stranded tinned copper conductors
- Premium PVC or semi-rigid PVC insulation (see tables)
- Nylon ripcord
- Premium PVC jacket

### Features

- UL 60°C Oil (Oil Res. I)
- UL Sunlight Resistance
- IEC 60322-1 and -2 flame behavior

### Availability

100 ft (30.5 m)  
500 ft (152 m)  
1000 ft (305 m)  
Bulk, cut to length

### FIT® Tubing Recommendations

- FIT-221: General-purpose, cross-linked polyolefin (indoor)
- FIT-321: Medium-wall, adhesive-lined, cross-linked polyolefin (outdoor)

22 AWG (0.35 mm <sup>2</sup> )					
Stranding: 7/30 (7 x 0.25 mm)					
Semi-rigid PVC insulation, thickness: 0.010 (0.25 mm)					
Part Number	Conductors	Nominal Diameter		Jacket Thickness	
		Inch	mm	Inch	mm
5002C	2	0.168	4.27	0.032	0.81
5003C	3	0.176	4.47	0.032	0.81
5004C	4	0.189	4.80	0.032	0.81
5006C	6	0.219	5.56	0.032	0.81
5008C	8	0.235	5.97	0.032	0.81
5010C	10	0.268	6.81	0.032	0.81
5010/15C	15	0.299	7.59	0.032	0.81
5010/20C	20	0.331	8.41	0.032	0.81
5010/25C	25	0.368	9.35	0.032	0.81
5010/30C	30	0.389	9.88	0.032	0.81
5010/40C	40	0.434	11.02	0.032	0.81
5010/50C	50	0.478	12.14	0.032	0.81
5010/60C	60	0.518	13.16	0.032	0.81

20 AWG (0.56 mm <sup>2</sup> )					
Stranding: 7/28 (7 x 0.32 mm)					
PVC insulation, thickness: 0.016 (0.41 mm)					
Part Number	Conductors	Nominal Diameter		Jacket Thickness	
		Inch	mm	Inch	mm
5052C	2	0.208	5.28	0.032	0.81
5053C	3	0.219	5.56	0.032	0.81
5054C	4	0.238	6.05	0.032	0.81
5056C	6	0.280	7.11	0.032	0.81
5058C	8	0.302	7.67	0.032	0.81
5060C	10	0.348	8.84	0.032	0.81
5060/15C	15	0.391	9.93	0.032	0.81
5060/20C	20	0.437	11.10	0.032	0.81
5060/25C	25	0.488	12.40	0.032	0.81
5060/30C	30	0.517	13.13	0.032	0.81
5060/40C	40	0.622	15.80	0.053	1.35
5060/50C	50	0.684	17.37	0.053	1.35

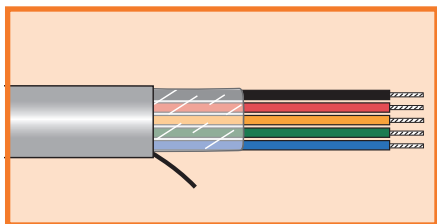


www.lapptannehill.com • 800.633.6339



# Xtra-Guard® 1

## High Performance 300 V Unshielded, Multiconductor



**UL CM**  
**UL AWM 2464 VW-1**  
**CSA CMG FT4**

### Operating Temperature

- -35°C to +80°C (AWM)
- -35°C to +105°C (CM)

### Conductor Color Coding

- 28, 26, 24, 22 AWG: Chart E
- 20, 18, 16 AWG: Chart D
- Jacket Colors: Nine available (slate standard)

### Materials

- Stranded tinned copper conductors
- Premium PVC insulation
- Nylon ripcord
- Premium PVC jacket

### Features

- UL 60°C Oil (Oil Res. I)
- UL Sunlight Resistance
- IEC 60322-1 and -2 flame behavior

### Availability

100 ft (30.5 m)  
500 ft (152 m)  
1000 ft (305 m)  
Bulk, cut to length

### FIT® Tubing Recommendations

- FIT-221: General-purpose, cross-linked polyolefin (indoor)
- FIT-321: Medium-wall, adhesive-lined, cross-linked polyolefin (outdoor)

18 AWG (0.81 mm <sup>2</sup> )					
Stranding: 16/30 (16 x 0.25 mm)					
Insulation thickness: 0.016 (0.41 mm)					
Part Number	Conductors	Nominal Diameter		Jacket Thickness	
		Inch	mm	Inch	mm
5062/1C*	2	0.226	5.74	0.032	0.81
5062C	2	0.226	5.74	0.032	0.81
5063/1C*	3	0.238	6.05	0.032	0.81
5063C	3	0.238	6.05	0.032	0.81
5064C	4	0.259	6.58	0.032	0.81
5066C	6	0.307	7.80	0.032	0.81
5068C	8	0.332	8.43	0.032	0.81
5070C	10	0.384	9.75	0.032	0.81
5070/15C	15	0.433	11.00	0.032	0.81
5070/20C	20	0.484	12.29	0.032	0.81
5070/25C	25	0.542	13.77	0.032	0.81
5070/30C	30	0.617	15.67	0.053	1.35
5070/40C	40	0.688	17.48	0.053	1.35
5070/50C	50	0.758	19.25	0.053	1.35
5070/60C	60	0.881	22.38	0.083	2.11

\*Conductors color-coded per international standards: brown, blue, green/yellow.

16 AWG (1.23 mm <sup>2</sup> )					
Stranding: 19/0.0117 (19 x 0.29 mm)					
Insulation thickness: 0.016 (0.41 mm)					
Part Number	Conductors	Nominal Diameter		Jacket Thickness	
		Inch	mm	Inch	mm
5072/1C*	2	0.250	6.35	0.032	0.81
5072C	2	0.250	6.35	0.032	0.81
5073/1C*	3	0.264	6.71	0.032	0.81
5073C	3	0.264	6.71	0.032	0.81
5074C	4	0.288	7.32	0.032	0.81
5076C	6	0.343	8.71	0.032	0.81
5078C	8	0.372	9.45	0.032	0.81
5080C	10	0.432	10.97	0.032	0.81
5080/15C	15	0.488	12.40	0.032	0.81
5080/20C	20	0.547	13.89	0.032	0.81
5080/25C	25	0.656	16.66	0.053	1.35
5080/30C	30	0.694	17.63	0.053	1.35
5080/40C	40	0.775	19.69	0.053	0.81
5080/50C	50	0.917	23.29	0.083	2.11

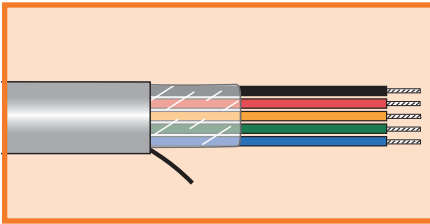
\*Conductors color-coded per international standards: brown, blue, green/yellow.



www.lapptannehill.com • 800.633.6339

# Xtra-Guard® 1

## High Performance 300 V Unshielded, Multiconductor



**UL CM**  
**UL AWM 2343 VW-1**  
**CSA CMG FT4**

### Operating Temperature

- -35°C to +80°C (AWM)
- -35°C to +105°C (CM)

### Conductor Color Coding

- Chart E
- Jacket Colors: Nine available (slate standard)

### Materials

- Stranded tinned copper conductors
- Premium semi-rigid PVC insulation
- Nylon ripcord
- Premium PVC jacket

### Features

- UL 60°C Oil (Oil Res. I)
- UL Sunlight Resistance
- IEC 60322-1 and -2 flame behavior

### Availability

100 ft (30.5 m)  
500 ft (152 m)  
1000 ft (305 m)  
Bulk, cut to length

### FIT® Tubing Recommendations

- FIT-221: General-purpose, cross-linked polyolefin (indoor)
- FIT-321: Medium-wall, adhesive-lined, cross-linked polyolefin (outdoor)

### 24 AWG (0.23 mm<sup>2</sup>)

Stranding: 7/32 (7 x 0.20 mm)  
Insulation thickness: 0.010 (0.25 mm)

Part Number	Conductors	Nominal Diameter		Jacket Thickness	
		Inch	mm	Inch	mm
<b>5201C</b>	7	0.263	6.68	0.063	1.60
<b>5202C</b>	12	0.313	7.95	0.063	1.60
<b>5203C</b>	15	0.333	8.46	0.063	1.60
<b>5204C</b>	19	0.350	8.89	0.063	1.60
<b>5206C</b>	37	0.438	11.13	0.063	1.60

### 22 AWG (0.35 mm<sup>2</sup>)

Stranding: 7/30 (7 x 0.25 mm)  
Insulation thickness: 0.010 (0.25 mm)

Part Number	Conductors	Nominal Diameter		Jacket Thickness	
		Inch	mm	Inch	mm
<b>5210/2C</b>	2	0.230	5.84	0.063	1.60
<b>5211C</b>	7	0.281	7.14	0.063	1.60
<b>5212C</b>	12	0.338	8.59	0.063	1.60
<b>5213C</b>	15	0.361	9.17	0.063	1.60
<b>5214C</b>	19	0.380	9.65	0.063	1.60
<b>5214/25C</b>	25	0.430	10.92	0.063	1.60
<b>5215C</b>	27	0.438	11.13	0.063	1.60
<b>5216C</b>	37	0.480	12.19	0.063	1.60

### 20 AWG (0.56 mm<sup>2</sup>)

Stranding: 7/28 (7 x 0.32 mm)  
Insulation thickness: 0.010 (0.25 mm)

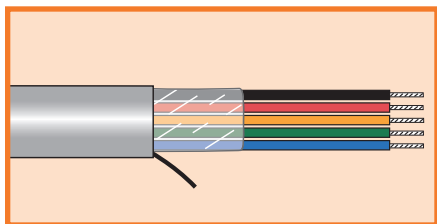
Part Number	Conductors	Nominal Diameter		Jacket Thickness	
		Inch	mm	Inch	mm
<b>5220/2C</b>	2	0.246	6.25	0.063	1.60
<b>5220C</b>	5	0.288	7.32	0.063	1.60
<b>5221C</b>	7	0.305	7.75	0.063	1.60
<b>5222C</b>	12	0.371	9.42	0.063	1.60
<b>5223C</b>	15	0.398	10.11	0.063	1.60
<b>5224C</b>	19	0.420	10.67	0.063	1.60
<b>5224/25C</b>	25	0.478	12.14	0.063	1.60
<b>5225C</b>	27	0.487	12.37	0.063	1.60
<b>5226C</b>	37	0.536	13.61	0.063	1.60



www.lapptannehill.com • 800.633.6339

# Xtra-Guard® 1

## High Performance 600 V Unshielded, Multiconductor



**UL CM**  
**UL AWM 2501 VW-1**  
**UL MTW**  
**CSA AWM I/II A/B FT4**

### Operating Temperature

- -30°C to +105°C
- -30°C to +90°C (MTW)

### Conductor Color Coding

- Chart E
- Jacket Colors: Nine available (slate standard)

### Materials

- Stranded tinned copper conductors
- Premium PVC insulation
- Nylon ripcord
- Premium PVC jacket

### Features

- UL 60°C Oil (Oil Res. I)
- UL Sunlight Resistance
- IEC 60322-1 and -2 flame behavior

### Availability

100 ft (30.5 m)  
500 ft (152 m)  
1000 ft (305 m)  
Bulk, cut to length

### FIT® Tubing Recommendations

- FIT-221: General-purpose, cross-linked polyolefin (indoor)
- FIT-321: Medium-wall, adhesive-lined, cross-linked polyolefin (outdoor)

### 22 AWG (0.35 mm<sup>2</sup>)

Stranding: 7/30 (7 x 0.25 mm)  
Insulation thickness: 0.032 (0.81 mm)

Part Number	Conductors	Nominal Diameter		Jacket Thickness	
		Inch	mm	Inch	mm
<b>5402</b>	2	0.318	8.08	0.063	1.60
<b>5404</b>	4	0.358	9.09	0.063	1.60
<b>5405</b>	5	0.385	9.78	0.063	1.60
<b>5409</b>	9	0.473	12.01	0.063	1.60
<b>5409/19</b>	19	0.601	15.27	0.063	1.60

### 20 AWG (0.56 mm<sup>2</sup>)

Stranding: 7/28 (7 x 0.32 mm)  
Insulation thickness: 0.032 (0.81 mm)

Part Number	Conductors	Nominal Diameter		Jacket Thickness	
		Inch	mm	Inch	mm
<b>5413</b>	3	0.350	8.89	0.063	1.60
<b>5414</b>	4	0.377	9.58	0.063	1.60
<b>5419</b>	9	0.503	12.78	0.063	1.60
<b>5419/12</b>	12	0.554	14.07	0.063	1.60
<b>5419/15</b>	15	0.601	15.27	0.063	1.60
<b>5419/19</b>	19	0.641	16.28	0.063	1.60
<b>5419/25</b>	25	0.742	18.85	0.063	1.60

### 18 AWG (0.81 mm<sup>2</sup>)

Stranding: 16/30 (16 x 0.25 mm)  
Insulation thickness: 0.032 (0.81 mm)

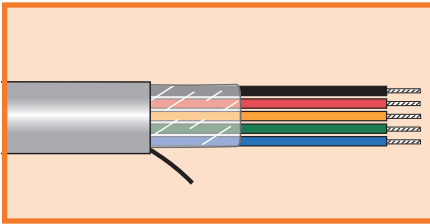
Part Number	Conductors	Nominal Diameter		Jacket Thickness	
		Inch	mm	Inch	mm
<b>5422</b>	2	0.352	8.94	0.063	1.60
<b>5423</b>	3	0.369	9.37	0.063	1.60
<b>5424</b>	4	0.399	10.13	0.063	1.60
<b>5425</b>	5	0.432	10.97	0.063	1.60
<b>5427</b>	7	0.466	11.84	0.063	1.60
<b>5429</b>	9	0.535	13.59	0.063	1.60
<b>5429/15</b>	15	0.643	16.33	0.063	1.60
<b>5429/19</b>	19	0.686	17.42	0.063	1.60
<b>5429/25</b>	25	0.796	20.22	0.063	1.60



www.lapptannehill.com • 800.633.6339

# Xtra-Guard® 1

## High Performance 600 V Unshielded, Multiconductor



**UL CM**  
**UL AWM 2501 VW-1**  
**UL MTW**  
**CSA AWM I/II A/B FT4**

### Operating Temperature

- -30°C to +105°C
- -30°C to +90°C (MTW)

### Conductor Color Coding

- Chart E
- Jacket Colors: Nine available (slate standard)

### Materials

- Stranded tinned copper conductors
- Premium PVC insulation
- Nylon ripcord
- Premium PVC jacket

### Features

- UL 60°C Oil (Oil Res. I)
- UL Sunlight Resistance
- IEC 60322-1 and -2 flame behavior

### Availability

100 ft (30.5 m)  
500 ft (152 m)  
1000 ft (305 m)  
Bulk, cut to length

### FIT® Tubing Recommendations

- FIT-221: General-purpose, cross-linked polyolefin (indoor)
- FIT-321: Medium-wall, adhesive-lined, cross-linked polyolefin (outdoor)

### 16 AWG (1.23 mm<sup>2</sup>)

Stranding: 19/0.0117 (19 x 0.29 mm)  
Insulation thickness: 0.032 (0.81 mm)

Part Number	Conductors	Nominal Diameter		Jacket Thickness	
		Inch	mm	Inch	mm
<b>5434</b>	4	0.428	10.87	0.063	1.60
<b>5435</b>	5	0.464	11.79	0.063	1.60
<b>5437</b>	7	0.502	12.75	0.063	1.60
<b>5439</b>	9	0.579	14.71	0.063	1.60
<b>5439/12</b>	12	0.641	16.28	0.063	1.60
<b>5439/15</b>	15	0.698	17.73	0.063	1.60
<b>5439/19</b>	19	0.746	18.95	0.063	1.60
<b>5439/25</b>	25	0.908	23.06	0.083	2.11

### 14 AWG (2.08 mm<sup>2</sup>)

Stranding: 41/30 (41 x 0.25 mm)  
Insulation thickness: 0.032 (0.81 mm)

Part Number	Conductors	Nominal Diameter		Jacket Thickness	
		Inch	mm	Inch	mm
<b>5442</b>	2	0.398	10.11	0.063	1.60
<b>5443</b>	3	0.419	10.64	0.063	1.60
<b>5444</b>	4	0.494	12.55	0.063	1.60
<b>5445</b>	5	0.535	13.59	0.063	1.60
<b>5447</b>	7	0.535	13.59	0.063	1.60
<b>5449</b>	9	0.620	15.75	0.063	1.60
<b>5449/12</b>	12	0.749	19.02	0.063	1.60
<b>5449/15</b>	15	0.749	19.02	0.063	1.60
<b>5449/25</b>	25	0.974	24.74	0.083	2.11

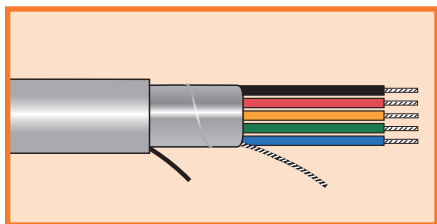


www.lapptannehill.com • 800.633.6339



# Xtra-Guard® 1

## High Performance 300 V Foil Shield, Multiconductor



**UL CM**  
**UL AWM 2464 VW-1**  
**CSA CMG FT4**

### Operating Temperature

- -35°C to +80°C (AWM)
- -35°C to +105°C (CM)

### Conductor Color Coding

- 28, 26, 24, 22 AWG: Chart E
- 20, 18, 16 AWG: Chart D
- Jacket Colors: Nine available (slate standard)

### Materials

- Stranded tinned copper conductors
- Premium semi-rigid PVC insulation
- Aluminum/polyester foil shield, with 25% overlap and foil facing inward
- Tinned copper drain wire sized the same as cable conductors
- Nylon ripcord
- Premium PVC jacket

### Features

- UL 60°C Oil (Oil Res. I)
- UL Sunlight Resistance
- IEC 60322-1 and -2 flame behavior

### Availability

100 ft (30.5 m)  
500 ft (152 m)  
1000 ft (305 m)  
Bulk, cut to length

### FIT® Tubing Recommendations

- FIT-221: General-purpose, cross-linked polyolefin (indoor)
- FIT-321: Medium-wall, adhesive-lined, cross-linked polyolefin (outdoor)

28 AWG (0.09 mm <sup>2</sup> )					
Stranding: 7/36 (7 x 0.127 mm)					
Insulation thickness: 0.010 (0.25 mm)					
Part Number	Conductors	Nominal Diameter		Jacket Thickness	
		Inch	mm	Inch	mm
5926	2	0.142	3.61	0.032	0.81
5927	3	0.148	3.76	0.032	0.81
5928	4	0.157	3.99	0.032	0.81
5929	6	0.178	4.52	0.032	0.81
5930	7	0.178	4.52	0.032	0.81
5931	8	0.189	4.80	0.032	0.81

26 AWG (0.14 mm <sup>2</sup> )					
Stranding: 7/34 (7 x 0.16 mm)					
Insulation thickness: 0.010 (0.25 mm)					
Part Number	Conductors	Nominal Diameter		Jacket Thickness	
		Inch	mm	Inch	mm
5674	2	0.150	3.81	0.032	0.81
5675	3	0.156	3.96	0.032	0.81
5676	4	0.166	4.22	0.032	0.81
5677	6	0.190	4.83	0.032	0.81
5678	7	0.190	4.83	0.032	0.81
5679	8	0.202	5.13	0.032	0.81
5680	10	0.228	5.79	0.032	0.81
5681	15	0.252	6.40	0.032	0.81

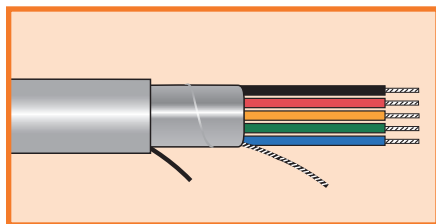
24 AWG (0.23 mm <sup>2</sup> )					
Stranding: 7/32 (7 x 0.20 mm)					
Insulation thickness: 0.010 (0.25 mm)					
Part Number	Conductors	Nominal Diameter		Jacket Thickness	
		Inch	mm	Inch	mm
5092C	2	0.160	4.06	0.032	0.81
5093C	3	0.167	4.24	0.032	0.81
5094C	4	0.179	4.55	0.032	0.81
5096C	6	0.205	5.21	0.032	0.81
5098C	8	0.219	5.56	0.032	0.81
5100C	10	0.248	6.30	0.032	0.81
5100/15C	15	0.275	6.99	0.032	0.81
5100/20C	20	0.304	7.72	0.032	0.81
5100/25C	25	0.336	8.53	0.032	0.81
5100/30C	30	0.354	8.99	0.032	0.81
5100/40C	40	0.394	10.01	0.032	0.81
5100/50C	50	0.433	11.00	0.032	0.81
5100/60C	60	0.468	11.89	0.032	0.81
5100/70C	70	0.505	12.83	0.032	0.81





# Xtra-Guard® 1

## High Performance 300 V Foil Shield, Multiconductor



**UL CM**  
**UL AWM 2464 VW-1**  
**CSA CMG FT4**

### Operating Temperature

- -35°C to +80°C (AWM)
- -35°C to +105°C (CM)

### Conductor Color Coding

- 28, 26, 24, 22 AWG: Chart E
- 20, 18, 16 AWG: Chart D
- Jacket Colors: Nine available (slate standard)

### Materials

- Stranded tinned copper conductors
- Premium PVC or semi-rigid PVC insulation (see tables)
- Aluminum/polyester foil shield, with 25% overlap and foil facing inward
- Tinned copper drain wire sized the same as cable conductors
- Nylon ripcord
- Premium PVC jacket

### Features

- UL 60°C Oil (Oil Res. I)
- UL Sunlight Resistance
- IEC 60322-1 and -2 flame behavior

### Availability

100 ft (30.5 m)  
500 ft (152 m)  
1000 ft (305 m)  
Bulk, cut to length

### FIT® Tubing Recommendations

- FIT-221: General-purpose, cross-linked polyolefin (indoor)
- FIT-321: Medium-wall, adhesive-lined, cross-linked polyolefin (outdoor)

22 AWG (0.35 mm <sup>2</sup> )					
Stranding: 7/30 (7 x 0.25 mm)					
Semi-rigid PVC insulation, thickness: 0.010 (0.25 mm)					
Part Number	Conductors	Nominal Diameter		Jacket Thickness	
		Inch	mm	Inch	mm
5192C	2	0.172	4.37	0.032	0.81
5193C	3	0.180	4.57	0.032	0.81
5194C	4	0.193	4.90	0.032	0.81
5196C	6	0.223	5.66	0.032	0.81
5198C	8	0.239	6.07	0.032	0.81
5199/10C	10	0.272	6.91	0.032	0.81
5199/15C	15	0.303	7.70	0.032	0.81
5199/20C	20	0.335	8.51	0.032	0.81
5199/25C	25	0.372	9.45	0.032	0.81
5199/30C	30	0.393	9.98	0.032	0.81
5199/40C	40	0.438	11.13	0.032	0.81
5199/50C	50	0.482	12.24	0.032	0.81
5199/60C	60	0.522	13.26	0.032	0.81
5199/70C	70	0.606	15.39	0.053	1.35

20 AWG (0.56 mm <sup>2</sup> )					
Stranding: 7/28 (7 x 0.32 mm)					
PVC insulation, thickness: 0.016 (0.41 mm)					
Part Number	Conductors	Nominal Diameter		Jacket Thickness	
		Inch	mm	Inch	mm
5462C	2	0.212	5.38	0.032	0.81
5463C	3	0.223	5.66	0.032	0.81
5464C	4	0.242	6.15	0.032	0.81
5466C	6	0.284	7.21	0.032	0.81
5468C	8	0.306	7.77	0.032	0.81
5470C	10	0.352	8.94	0.032	0.81
5470/15C	15	0.395	10.03	0.032	0.81
5470/20C	20	0.441	11.20	0.032	0.81
5470/25C	25	0.492	12.50	0.032	0.81
5470/30C	30	0.521	13.23	0.032	0.81
5470/40C	40	0.626	15.90	0.053	1.35
5470/50C	50	0.688	17.48	0.053	1.35

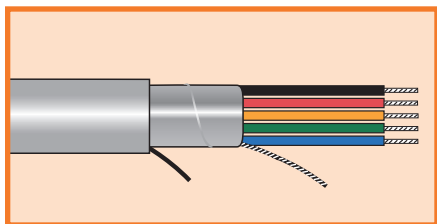


www.lapptannehill.com • 800.633.6339



# Xtra-Guard® 1

## High Performance 300 V Foil Shield, Multiconductor



**UL CM**  
**UL AWM 2464 VW-1**  
**CSA CMG FT4**

### Operating Temperature

- -35°C to +80°C (AWM)
- -35°C to +105°C (CM)

### Conductor Color Coding

- 28, 26, 24, 22 AWG: Chart E
- 20, 18, 16 AWG: Chart D
- Jacket Colors: Nine available (slate standard)

### Materials

- Stranded tinned copper conductors
- Premium PVC insulation
- Aluminum/polyester foil shield, with 25% overlap and foil facing inward
- Tinned copper drain wire sized the same as cable conductors
- Nylon ripcord
- Premium PVC jacket

### Features

- UL 60°C Oil (Oil Res. I)
- UL Sunlight Resistance
- IEC 60322-1 and -2 flame behavior

### Availability

100 ft (30.5 m)  
500 ft (152 m)  
1000 ft (305 m)  
Bulk, cut to length

### FIT® Tubing Recommendations

- FIT-221: General-purpose, cross-linked polyolefin (indoor)
- FIT-321: Medium-wall, adhesive-lined, cross-linked polyolefin (outdoor)

### 18 AWG (0.81 mm<sup>2</sup>)

Stranding: 16/30 (16 x 0.25 mm)  
Insulation thickness: 0.016 (0.41 mm)

Part Number	Conductors	Nominal Diameter		Jacket Thickness	
		Inch	mm	Inch	mm
<b>5382C</b>	2	0.230	5.84	0.032	0.81
<b>5382/1C*</b>	2	0.230	5.84	0.032	0.81
<b>5383C</b>	3	0.242	6.15	0.032	0.81
<b>5383/1C*</b>	3	0.242	6.15	0.032	0.81
<b>5384C</b>	4	0.263	6.68	0.032	0.81
<b>5386C</b>	6	0.311	7.90	0.032	0.81
<b>5388C</b>	8	0.336	8.53	0.032	0.81
<b>5390C</b>	10	0.388	9.86	0.032	0.81
<b>5390/15C</b>	15	0.437	11.10	0.032	0.81
<b>5390/20C</b>	20	0.488	12.40	0.032	0.81
<b>5390/25C</b>	25	0.588	14.94	0.053	1.35
<b>5390/30C</b>	30	0.621	15.77	0.053	1.35
<b>5390/40C</b>	40	0.692	17.58	0.053	1.35
<b>5390/50C</b>	50	0.762	19.35	0.053	1.35
<b>5390/60C</b>	60	0.885	22.48	0.083	2.11

\*Conductors color-coded per international standards: brown, blue, green/yellow.

### 16 AWG (1.23 mm<sup>2</sup>)

Stranding: 19/0.0117 (19 x 0.29 mm)  
Insulation thickness: 0.016 (0.41 mm)

Part Number	Conductors	Nominal Diameter		Jacket Thickness	
		Inch	mm	Inch	mm
<b>5362C</b>	2	0.254	6.45	0.032	0.81
<b>5362/1C*</b>	2	0.254	6.45	0.032	0.81
<b>5363C</b>	3	0.268	6.81	0.032	0.81
<b>5363/1C*</b>	3	0.268	6.81	0.032	0.81
<b>5364C</b>	4	0.292	7.42	0.032	0.81
<b>5366C</b>	6	0.347	8.81	0.032	0.81
<b>5368C</b>	8	0.376	9.55	0.032	0.81
<b>5370C</b>	10	0.436	11.07	0.032	0.81
<b>5370/15C</b>	15	0.492	12.50	0.032	0.81
<b>5370/20C</b>	20	0.593	15.06	0.053	1.35
<b>5370/25C</b>	25	0.660	16.76	0.053	1.35
<b>5370/30C</b>	30	0.698	17.73	0.053	1.35
<b>5370/40C</b>	40	0.779	19.79	0.053	1.35

\*Conductors color-coded per international standards: brown, blue, green/yellow.

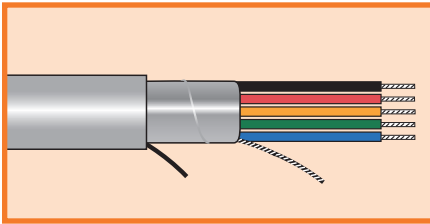


www.lapptannehill.com • 800.633.6339



# Xtra-Guard® 1

## High Performance 300 V Foil Shield, Multiconductor



**UL CM**  
**UL AWM 2343 VW-1**  
**CSA CMG FT4**

### Operating Temperature

- -35°C to +80°C (AWM)
- -35°C to +105°C (CM)

### Conductor Color Coding

- Chart E
- Jacket Colors: Nine available (slate standard)

### Materials

- Stranded tinned copper conductors
- Premium semi-rigid PVC insulation
- Aluminum/polyester foil shield, with 25% overlap and foil facing inward
- Tinned copper drain wire sized the same as cable conductors
- Nylon ripcord
- Premium PVC jacket

### Features

- UL 60°C Oil (Oil Res. I)
- UL Sunlight Resistance
- IEC 60322-1 and -2 flame behavior

### Availability

100 ft (30.5 m)  
500 ft (152 m)  
1000 ft (305 m)  
Bulk, cut to length

### FIT® Tubing Recommendations

- FIT-221: General-purpose, cross-linked polyolefin (indoor)
- FIT-321: Medium-wall, adhesive-lined, cross-linked polyolefin (outdoor)

### 24 AWG (0.23 mm<sup>2</sup>)

Stranding: 7/32 (7 x 0.20 mm)  
Insulation thickness: 0.010 (0.25 mm)

Part Number	Conductors	Nominal Diameter		Jacket Thickness	
		Inch	mm	Inch	mm
<b>5599/3C</b>	3	0.229	5.82	0.063	1.60
<b>5599/5C</b>	5	0.254	6.45	0.063	1.60
<b>5599/7C</b>	7	0.267	6.78	0.063	1.60
<b>5599/12C</b>	12	0.317	8.05	0.063	1.60
<b>5599/15C</b>	15	0.337	8.56	0.063	1.60
<b>5599/19C</b>	19	0.354	8.99	0.063	1.60
<b>5599/27C</b>	27	0.405	10.29	0.063	1.60

### 22 AWG (0.35 mm<sup>2</sup>)

Stranding: 7/30 (7 x 0.25 mm)  
Insulation thickness: 0.010 (0.25 mm)

Part Number	Conductors	Nominal Diameter		Jacket Thickness	
		Inch	mm	Inch	mm
<b>5580/2C</b>	2	0.234	5.94	0.063	1.60
<b>5580C</b>	5	0.270	6.86	0.063	1.60
<b>5581C</b>	7	0.285	7.24	0.063	1.60
<b>5582C</b>	12	0.342	8.69	0.063	1.60
<b>5583C</b>	15	0.365	9.27	0.063	1.60
<b>5584C</b>	19	0.384	9.75	0.063	1.60
<b>5586C</b>	37	0.484	12.29	0.063	1.60

### 20 AWG (0.56 mm<sup>2</sup>)

Stranding: 7/28 (7 x 0.32 mm)  
Insulation thickness: 0.010 (0.25 mm)

Part Number	Conductors	Nominal Diameter		Jacket Thickness	
		Inch	mm	Inch	mm
<b>5560/2C</b>	2	0.250	6.35	0.063	1.60
<b>5560C</b>	5	0.292	7.42	0.063	1.60
<b>5561C</b>	7	0.309	7.85	0.063	1.60
<b>5562C</b>	12	0.375	9.53	0.063	1.60
<b>5563C</b>	15	0.402	10.21	0.063	1.60
<b>5564C</b>	19	0.424	10.77	0.063	1.60

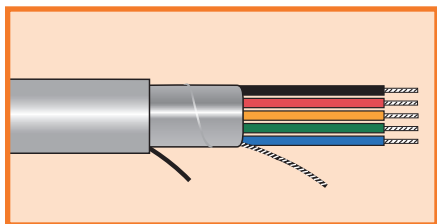


www.lapptannehill.com • 800.633.6339



# Xtra-Guard® 1

## High Performance 600 V Foil Shield, Multiconductor



**UL AWM 2501 VW-1**  
**CSA AWM I/II A/B FT4**  
**UL MTW**

### Operating Temperature

- -30°C to +105°C (AWM)
- -30°C to +90°C (MTW)

### Conductor Color Coding

- Chart E
- Jacket Colors: Nine available (slate standard)

### Materials

- Stranded tinned copper conductors
- Premium PVC insulation
- Aluminum/polyester foil shield, with 25% overlap and foil facing inward
- Tinned copper drain wire sized the same as cable conductors
- Nylon ripcord
- Premium PVC jacket

### Features

- UL 60°C Oil (Oil Res. I)
- UL Sunlight Resistance
- IEC 60322-1 and -2 flame behavior

### Availability

100 ft (30.5 m)  
500 ft (152 m)  
1000 ft (305 m)  
Bulk, cut to length

### FIT® Tubing Recommendations

- FIT-221: General-purpose, cross-linked polyolefin (indoor)
- FIT-321: Medium-wall, adhesive-lined, cross-linked polyolefin (outdoor)

### 22 AWG (0.35 mm²)

Stranding: 7/30 (7 x 0.25 mm)  
Insulation thickness: 0.032 (0.81 mm)

Part Number	Conductors	Nominal Diameter		Jacket Thickness	
		Inch	mm	Inch	mm
5410/2	2	0.322	8.18	0.063	1.60
5410/3	3	0.337	8.56	0.063	1.60
5410/4	4	0.362	9.19	0.063	1.60
5410/5	5	0.389	9.88	0.063	1.60
5410/9	9	0.477	12.12	0.063	1.60
5410/12	12	0.525	13.34	0.063	1.60

### 20 AWG (0.56 mm²)

Stranding: 7/28 (7 x 0.32 mm)  
Insulation thickness: 0.032 (0.81 mm)

Part Number	Conductors	Nominal Diameter		Jacket Thickness	
		Inch	mm	Inch	mm
5420/3	3	0.354	8.99	0.063	1.60
5420/4	4	0.381	9.68	0.063	1.60
5420/5	5	0.411	10.44	0.063	1.60
5420/7	7	0.442	11.23	0.063	1.60
5420/9	9	0.507	12.88	0.063	1.60
5420/12	12	0.558	14.17	0.063	1.60

### 18 AWG (0.81 mm²)

Stranding: 16/30 (16 x 0.25 mm)  
Insulation thickness: 0.032 (0.81 mm)

Part Number	Conductors	Nominal Diameter		Jacket Thickness	
		Inch	mm	Inch	mm
5430/2	2	0.356	9.04	0.063	1.60
5430/3	3	0.373	9.47	0.063	1.60
5430/4	4	0.403	10.24	0.063	1.60
5430/5	5	0.436	11.07	0.063	1.60
5430/7	7	0.470	11.94	0.063	1.60
5430/9	9	0.539	13.69	0.063	1.60
5430/12	12	0.595	15.11	0.063	1.60
5430/15	15	0.647	16.43	0.063	1.60
5430/19	19	0.690	17.53	0.063	1.60
5430/25	25	0.800	20.32	0.063	1.60

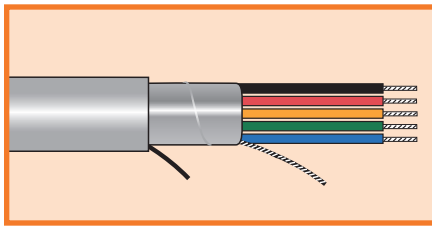


www.lapptannehill.com • 800.633.6339



# Xtra-Guard® 1

High Performance  
600 V Foil Shield, Multiconductor



**UL AWM 2501 VW-1**  
**CSA AWM I/II A/B FT4**  
**UL MTW**

### Operating Temperature

- -30°C to +105°C (AWM)
- -30°C to +90°C (MTW)

### Conductor Color Coding

- Chart E
- Jacket Colors: Nine available (slate standard)

### Materials

- Stranded tinned copper conductors
- Premium PVC insulation
- Aluminum/polyester foil shield, with 25% overlap and foil facing inward
- Tinned copper drain wire sized the same as cable conductors
- Nylon ripcord
- Premium PVC jacket

### Features

- UL 60°C Oil (Oil Res. I)
- UL Sunlight Resistance
- IEC 60322-1 and -2 flame behavior

### Availability

100 ft (30.5 m)  
500 ft (152 m)  
1000 ft (305 m)  
Bulk, cut to length

### FIT® Tubing Recommendations

- FIT-221: General-purpose, cross-linked polyolefin (indoor)
- FIT-321: Medium-wall, adhesive-lined, cross-linked polyolefin (outdoor)

## 16 AWG (1.23 mm²)

Stranding: 19/0.0117 (19 x 0.29 mm)  
Insulation thickness: 0.032 (0.81 mm)

Part Number	Conductors	Nominal Diameter		Jacket Thickness	
		Inch	mm	Inch	mm
5440/2	2	0.380	9.65	0.063	1.60
5440/3	3	0.399	10.13	0.063	1.60
5440/4	4	0.432	10.97	0.063	1.60
5440/5	5	0.468	11.89	0.063	1.60
5440/7	7	0.506	12.85	0.063	1.60
5440/9	9	0.583	14.81	0.063	1.60
5440/12	12	0.645	16.38	0.063	1.60
5440/15	15	0.702	17.83	0.063	1.60

## 14 AWG (2.08 mm²)

Stranding: 41/30 (41 x 0.25 mm)  
Insulation thickness: 0.032 (0.81 mm)

Part Number	Conductors	Nominal Diameter		Jacket Thickness	
		Inch	mm	Inch	mm
5450/2	2	0.402	10.21	0.063	1.60
5450/3	3	0.423	10.74	0.063	1.60
5450/4	4	0.459	11.66	0.063	1.60
5450/5	5	0.498	12.65	0.063	1.60
5450/7	7	0.539	13.69	0.063	1.60
5450/12	12	0.691	17.96	0.063	1.60

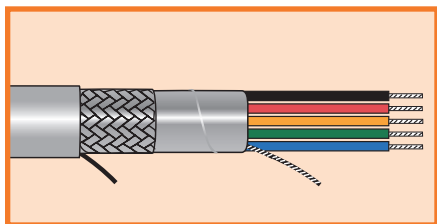


[www.lapptannehill.com](http://www.lapptannehill.com) • 800.633.6339



# Xtra-Guard® 1

High Performance  
300 V Supra-Shield® Foil + Braid, Multiconductor



**UL CM**  
**UL AWM 2464 VW-1**  
**CSA CMG FT4**

### Operating Temperature

- -35°C to +80°C (AWM)
- -35°C to +105°C (CM)

### Conductor Color Coding

- 28, 26, 24, 22 AWG: Chart E
- 20, 18, 16 AWG: Chart D
- Jacket Colors: Nine available (slate standard)

### Materials

- Stranded tinned copper conductors
- Premium semi-rigid PVC insulation
- Supra-Shield foil + braid shield: Aluminum/polyester/aluminum foil with 25% overlap min. Tinned copper drain wire sized the same as conductors
- Tinned copper braid, 70% coverage min.
- Nylon ripcord
- Premium PVC jacket

### Features

- UL 60°C Oil (Oil Res. I)
- UL Sunlight Resistance
- IEC 60322-1 and -2 flame behavior

### Availability

100 ft (30.5 m)  
500 ft (152 m)  
1000 ft (305 m)  
Bulk, cut to length

### FIT® Tubing Recommendations

- FIT-221: General-purpose, cross-linked polyolefin (indoor)
- FIT-321: Medium-wall, adhesive-lined, cross-linked polyolefin (outdoor)

28 AWG (0.09 mm <sup>2</sup> )					
Stranding: 7/36 (7 x 0.127 mm)					
Insulation thickness: 0.010 (0.25 mm)					
Part Number	Conductors	Nominal Diameter		Jacket Thickness	
		Inch	mm	Inch	mm
5932	2	0.166	4.22	0.032	0.81
5933	3	0.172	4.37	0.032	0.81
5934	4	0.181	4.60	0.032	0.81
5935	6	0.202	5.13	0.032	0.81
5936	7	0.202	5.13	0.032	0.81
5937	8	0.213	5.41	0.032	0.81

26 AWG (0.14 mm <sup>2</sup> )					
Stranding: 7/34 (7 x 0.16 mm)					
Insulation thickness: 0.010 (0.25 mm)					
Part Number	Conductors	Nominal Diameter		Jacket Thickness	
		Inch	mm	Inch	mm
5682	2	0.174	4.42	0.032	0.81
5683	3	0.180	4.57	0.032	0.81
5684	4	0.190	4.83	0.032	0.81
5685	6	0.214	5.44	0.032	0.81
5686	7	0.214	5.44	0.032	0.81
5687	8	0.226	5.74	0.032	0.81
5688	10	0.252	6.40	0.032	0.81
5689	15	0.276	7.01	0.032	0.81

24 AWG (0.23 mm <sup>2</sup> )					
Stranding: 7/32 (7 x 0.20 mm)					
Insulation thickness: 0.010 (0.25 mm)					
Part Number	Conductors	Nominal Diameter		Jacket Thickness	
		Inch	mm	Inch	mm
5112C	2	0.184	4.67	0.032	0.81
5113C	3	0.191	4.85	0.032	0.81
5114C	4	0.203	5.16	0.032	0.81
5116C	6	0.229	5.82	0.032	0.81
5118C	8	0.243	6.17	0.032	0.81
5120C	10	0.272	6.91	0.032	0.81
5120/15C	15	0.299	7.59	0.032	0.81
5120/20C	20	0.328	8.33	0.032	0.81
5120/25C	25	0.360	9.14	0.032	0.81
5120/30C	30	0.378	9.60	0.032	0.81
5120/40C	40	0.418	10.62	0.032	0.81
5120/50C	50	0.457	11.61	0.032	0.81



www.lapptannehill.com • 800.633.6339

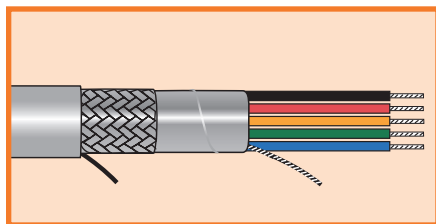




# Xtra-Guard® 1

High Performance

300 V Supra-Shield® Foil + Braid, Multiconductor



## UL CM

UL AWM 2464 VW-1

CSA CMG FT4

### Operating Temperature

- -35°C to +80°C (AWM)
- -35°C to +105°C (CM)

### Conductor Color Coding

- 28, 26, 24, 22 AWG: Chart E
- 20, 18, 16 AWG: Chart D
- Jacket Colors: Nine available (slate standard)

### Materials

- Stranded tinned copper conductors
- Premium PVC or semi-rigid PVC insulation (see tables)
- Supra-Shield foil + braid shield: Aluminum/polyester/aluminum foil with 25% overlap min. Tinned copper drain wire sized the same as conductors Tinned copper braid, 70% coverage min.
- Nylon ripcord
- Premium PVC jacket

### Features

- UL 60°C Oil (Oil Res. I)
- UL Sunlight Resistance
- IEC 60322-1 and -2 flame behavior

### Availability

100 ft (30.5 m)  
500 ft (152 m)  
1000 ft (305 m)  
Bulk, cut to length

### FIT® Tubing Recommendations

- FIT-221: General-purpose, cross-linked polyolefin (indoor)
- FIT-321: Medium-wall, adhesive-lined, cross-linked polyolefin (outdoor)

22 AWG (0.35 mm <sup>2</sup> )					
Stranding: 7/30 (7 x 0.25 mm)					
Semi-rigid PVC insulation, thickness: 0.010 (0.25 mm)					
Part Number	Conductors	Nominal Diameter		Jacket Thickness	
		Inch	mm	Inch	mm
5102C	2	0.196	4.98	0.032	0.81
5103C	3	0.204	5.18	0.032	0.81
5104C	4	0.217	5.51	0.032	0.81
5106C	6	0.247	6.27	0.032	0.81
5108C	8	0.263	6.68	0.032	0.81
5110C	10	0.296	7.52	0.032	0.81
5110/15C	15	0.327	8.31	0.032	0.81
5110/20C	20	0.359	9.12	0.032	0.81
5110/25C	25	0.396	10.06	0.032	0.81
5110/30C	30	0.417	10.59	0.032	0.81
5110/40C	40	0.462	11.73	0.032	0.81
5110/50C	50	0.506	12.85	0.032	0.81
5110/60C	60	0.588	14.94	0.053	1.35
5110/70C	70	0.630	16.00	0.053	1.35
5110/80C	80	0.665	16.89	0.053	1.35

20 AWG (0.56 mm <sup>2</sup> )					
Stranding: 7/28 (7 x 0.32 mm)					
PVC insulation, thickness: 0.016 (0.41 mm)					
Part Number	Conductors	Nominal Diameter		Jacket Thickness	
		Inch	mm	Inch	mm
5152C	2	0.236	5.99	0.032	0.81
5153C	3	0.247	6.27	0.032	0.81
5154C	4	0.266	6.76	0.032	0.81
5156C	6	0.308	7.82	0.032	0.81
5158C	8	0.330	8.38	0.032	0.81
5160C	10	0.376	9.55	0.032	0.81
5160/15C	15	0.419	10.64	0.032	0.81
5160/20C	20	0.465	11.81	0.032	0.81
5160/25C	25	0.516	13.11	0.032	0.81
5160/30C	30	0.545	13.84	0.032	0.81
5160/40C	40	0.656	16.66	0.053	1.35
5160/50C	50	0.718	18.24	0.053	1.35
5160/60C	60	0.774	19.66	0.053	1.35



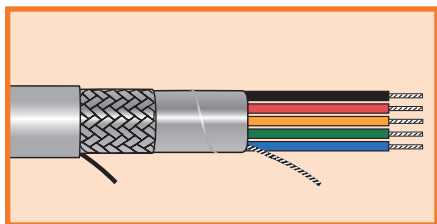
www.lapptannehill.com • 800.633.6339





# Xtra-Guard® 1

## High Performance 300 V Supra-Shield® Foil + Braid, Multiconductor



**UL CM**  
**UL AWM 2464 VW-1**  
**CSA CMG FT4**

### Operating Temperature

- -35°C to +80°C (AWM)
- -35°C to +105°C (CM)

### Conductor Color Coding

- 28, 26, 24, 22 AWG: Chart E
- 20, 18, 16 AWG: Chart D
- Jacket Colors: Nine available (slate standard)

### Materials

- Stranded tinned copper conductors
- Premium PVC insulation
- Supra-Shield foil + braid shield: Aluminum/polyester/aluminum foil with 25% overlap min. Tinned copper drain wire sized the same as conductors
- Tinned copper braid, 70% coverage min.
- Nylon ripcord
- Premium PVC jacket

### Features

- UL 60°C Oil (Oil Res. I)
- UL Sunlight Resistance
- IEC 60322-1 and -2 flame behavior

### Availability

100 ft (30.5 m)  
500 ft (152 m)  
1000 ft (305 m)  
Bulk, cut to length

### FIT® Tubing Recommendations

- FIT-221: General-purpose, cross-linked polyolefin (indoor)
- FIT-321: Medium-wall, adhesive-lined, cross-linked polyolefin (outdoor)

### 18 AWG (0.81 mm<sup>2</sup>)

Stranding: 16/30 (16 x 0.25 mm)  
Insulation thickness: 0.016 (0.41 mm)

Part Number	Conductors	Nominal Diameter		Jacket Thickness	
		Inch	mm	Inch	mm
<b>5162/1C*</b>	2	0.254	6.45	0.032	0.81
<b>5162C</b>	2	0.254	6.45	0.032	0.81
<b>5163/1C*</b>	3	0.266	6.76	0.032	0.81
<b>5163C</b>	3	0.266	6.76	0.032	0.81
<b>5164C</b>	4	0.287	7.29	0.032	0.81
<b>5166C</b>	6	0.335	8.51	0.032	0.81
<b>5168C</b>	8	0.360	9.14	0.032	0.81
<b>5170C</b>	10	0.412	10.46	0.032	0.81
<b>5170/15C</b>	15	0.461	11.71	0.032	0.81
<b>5170/20C</b>	20	0.512	13.00	0.032	0.81
<b>5170/25C</b>	25	0.612	15.54	0.053	1.35
<b>5170/30C</b>	30	0.651	16.54	0.053	1.35
<b>5170/40C</b>	40	0.722	18.34	0.053	1.35

\*Conductors color-coded per international standards: brown, blue, green/yellow.

### 16 AWG (1.23 mm<sup>2</sup>)

Stranding: 19/0.0117 (19 x 0.29 mm)  
Insulation thickness: 0.016 (0.41 mm)

Part Number	Conductors	Nominal Diameter		Jacket Thickness	
		Inch	mm	Inch	mm
<b>5172/1C*</b>	2	0.278	7.06	0.032	0.81
<b>5172C</b>	2	0.278	7.06	0.032	0.81
<b>5173/1C*</b>	3	0.292	7.42	0.032	0.81
<b>5173C</b>	3	0.292	7.42	0.032	0.81
<b>5174C</b>	4	0.316	8.03	0.032	0.81
<b>5176C</b>	6	0.371	9.42	0.032	0.81
<b>5178C</b>	8	0.400	10.16	0.032	0.81
<b>5180C</b>	10	0.460	11.68	0.032	0.81
<b>5180/15C</b>	15	0.516	13.11	0.032	0.81
<b>5180/20C</b>	20	0.617	15.67	0.053	1.35
<b>5180/25C</b>	25	0.690	17.53	0.053	1.35

\*Conductors color-coded per international standards: brown, blue, green/yellow.



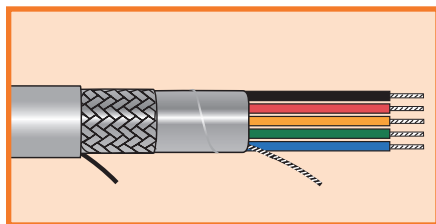
www.lapptannehill.com • 800.633.6339



# Xtra-Guard® 1

High Performance

300 V Supra-Shield® Foil + Braid, Multiconductor



## UL CM

UL AWM 2343 VW-1

CSA CMG FT4

## Operating Temperature

- -35°C to +80°C (AWM)
- -35°C to +105°C (CM)

## Conductor Color Coding

- Chart E
- Jacket Colors: Nine available (slate standard)

## Materials

- Stranded tinned copper conductors
- Premium semi-rigid PVC insulation
- Supra-Shield foil + braid shield: Aluminum/polyester/aluminum foil with 25% overlap min. Tinned copper drain wire sized the same as conductors Tinned copper braid, 70% coverage min.
- Nylon ripcord
- Premium PVC jacket

## Features

- UL 60°C Oil (Oil Res. I)
- UL Sunlight Resistance
- IEC 60322-1 and -2 flame behavior

## Availability

100 ft (30.5 m)  
500 ft (152 m)  
1000 ft (305 m)  
Bulk, cut to length

## FIT® Tubing Recommendations

- FIT-221: General-purpose, cross-linked polyolefin (indoor)
- FIT-321: Medium-wall, adhesive-lined, cross-linked polyolefin (outdoor)

### 24 AWG (0.23 mm<sup>2</sup>)

Stranding: 7/32 (7 x 0.20 mm)  
Insulation thickness: 0.010 (0.25 mm)

Part Number	Conductors	Nominal Diameter		Jacket Thickness	
		Inch	mm	Inch	mm
5300C	5	0.278	7.06	0.063	1.60
5301C	7	0.291	7.39	0.063	1.60
5302C	12	0.341	8.66	0.063	1.60
5303C	15	0.361	9.17	0.063	1.60
5304C	19	0.378	9.60	0.063	1.60
5305C	27	0.429	10.90	0.063	1.60
5306C	37	0.466	11.84	0.063	1.60
5307C	48	0.517	13.13	0.063	1.60

### 22 AWG (0.35 mm<sup>2</sup>)

Stranding: 7/30 (7 x 0.25 mm)  
Insulation thickness: 0.010 (0.25 mm)

Part Number	Conductors	Nominal Diameter		Jacket Thickness	
		Inch	mm	Inch	mm
5310C	5	0.294	7.47	0.063	1.60
5311C	7	0.309	7.85	0.063	1.60
5312C	12	0.366	9.30	0.063	1.60
5313C	15	0.389	9.88	0.063	1.60
5314C	19	0.408	10.36	0.063	1.60
5316C	37	0.508	12.90	0.063	1.60
5318C	60	0.608	15.44	0.063	1.60

### 20 AWG (0.56 mm<sup>2</sup>)

Stranding: 7/28 (7 x 0.32 mm)  
Insulation thickness: 0.010 (0.25 mm)

Part Number	Conductors	Nominal Diameter		Jacket Thickness	
		Inch	mm	Inch	Mm
5320/4C	4	0.299	7.59	0.063	1.60
5320C	5	0.316	8.03	0.063	1.60
5321C	7	0.333	8.46	0.063	1.60
5322C	12	0.399	10.13	0.063	1.60
5323C	15	0.426	10.82	0.063	1.60
5324C	19	0.448	11.38	0.063	1.60
5325C	27	0.515	13.08	0.063	1.60
5326C	37	0.564	14.33	0.063	1.60

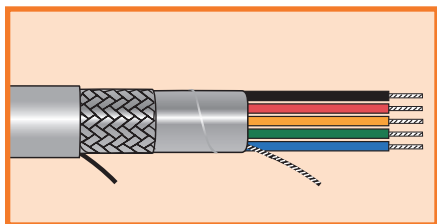
LAPP TANNERHILL

www.lapptannehill.com • 800.633.6339



# Xtra-Guard® 1

## High Performance 600 V Supra-Shield® Foil + Braid, Multiconductor



**UL AWM 2501 VW-1  
CSA AWM I/II A/B FT4  
UL MTW**

### Operating Temperature

- -30°C to +105°C (AWM)
- -30°C to +90°C (MTW)

### Conductor Color Coding

- Chart E
- Jacket Colors: Nine available (slate standard)

### Materials

- Stranded tinned copper conductors
- Premium PVC insulation
- Supra-Shield foil + braid shield: Aluminum/polyester/aluminum foil with 25% overlap min. Tinned copper drain wire sized the same as conductors Tinned copper braid, 70% coverage min.
- Nylon ripcord
- Premium PVC jacket

### Features

- UL 60°C Oil (Oil Res. I)
- UL Sunlight Resistance
- IEC 60322-1 and -2 flame behavior

### Availability

100 ft (30.5 m)  
500 ft (152 m)  
1000 ft (305 m)  
Bulk, cut to length

### FIT® Tubing Recommendations

- FIT-221: General-purpose, cross-linked polyolefin (indoor)
- FIT-321: Medium-wall, adhesive-lined, cross-linked polyolefin (outdoor)

### 22 AWG (0.35 mm²)

Stranding: 7/30 (7 x 0.25 mm)  
Insulation thickness: 0.032 (0.81 mm)

Part Number	Conductors	Nominal Diameter		Jacket Thickness	
		Inch	mm	Inch	mm
<b>5504</b>	4	0.386	9.80	0.063	1.60
<b>5507</b>	7	0.442	11.23	0.063	1.60
<b>5509/12</b>	12	0.549	13.94	0.063	1.60

### 20 AWG (0.56 mm²)

Stranding: 10/30 (10 x 0.25 mm)  
Insulation thickness: 0.032 (0.81 mm)

Part Number	Conductors	Nominal Diameter		Jacket Thickness	
		Inch	mm	Inch	mm
<b>5514</b>	4	0.405	10.29	0.063	1.60
<b>5517</b>	7	0.466	11.84	0.063	1.60
<b>5519</b>	9	0.531	13.49	0.063	1.60
<b>5519/12</b>	12	0.582	14.78	0.063	1.60
<b>5519/19</b>	19	0.675	17.15	0.063	1.60

### 18 AWG (0.81 mm²)

Stranding: 16/30 (16 x 0.25 mm)  
Insulation thickness: 0.032 (0.81 mm)

Part Number	Conductors	Nominal Diameter		Jacket Thickness	
		Inch	mm	Inch	mm
<b>5522</b>	2	0.380	9.65	0.063	1.60
<b>5523</b>	3	0.397	10.08	0.063	1.60
<b>5524</b>	4	0.427	10.85	0.063	1.60
<b>5525</b>	5	0.460	11.68	0.063	1.60
<b>5527</b>	7	0.494	12.55	0.063	1.60
<b>5529</b>	9	0.563	14.30	0.063	1.60
<b>5529/12</b>	12	0.619	15.72	0.063	1.60
<b>5529/15</b>	15	0.677	17.20	0.063	1.60
<b>5529/19</b>	19	0.760	19.30	0.083	2.11



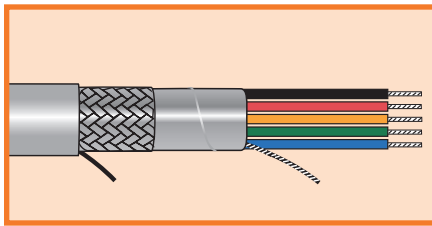
www.lapptannehill.com • 800.633.6339



# Xtra-Guard® 1

High Performance

600 V Supra-Shield® Foil + Braid, Multiconductor



**UL AWM 2501 VW-1**  
**CSA AWM I/II A/B FT4**  
**UL MTW**

### Operating Temperature

- -30°C to +105°C (AWM)
- -30°C to +90°C (MTW)

### Conductor Color Coding

- Chart E
- Jacket Colors: Nine available (slate standard)

### Materials

- Stranded tinned copper conductors
- Premium PVC insulation
- Supra-Shield foil + braid shield: Aluminum/polyester/aluminum foil with 25% overlap min. Tinned copper drain wire sized the same as conductors
- Tinned copper braid, 70% coverage min.
- Nylon ripcord
- Premium PVC jacket

### Features

- UL 60°C Oil (Oil Res. I)
- UL Sunlight Resistance
- IEC 60322-1 and -2 flame behavior

### Availability

100 ft (30.5 m)  
 500 ft (152 m)  
 1000 ft (305 m)  
 Bulk, cut to length

### FIT® Tubing Recommendations

- FIT-221: General-purpose, cross-linked polyolefin (indoor)
- FIT-321: Medium-wall, adhesive-lined, cross-linked polyolefin (outdoor)

## 16 AWG (1.23 mm²)

Stranding: 19/0.0117 (19 x 0.29 mm)  
 Insulation thickness: 0.032 (0.81 mm)

Part Number	Conductors	Nominal Diameter		Jacket Thickness	
		Inch	mm	Inch	mm
5532	2	0.404	10.26	0.063	1.60
5533	3	0.423	10.74	0.063	1.60
5534	4	0.456	11.58	0.063	1.60
5535	5	0.492	12.50	0.063	1.60
5537	7	0.530	13.46	0.063	1.60
5539	9	0.607	15.42	0.063	1.60
5539/12	12	0.675	17.15	0.063	1.60
5539/15	15	0.772	19.61	0.083	2.11
5539/19	19	0.820	20.83	0.083	2.11

## 14 AWG (2.08 mm²)

Stranding: 41/30 (41 x 0.25 mm)  
 Insulation thickness: 0.032 (0.81 mm)

Part Number	Conductors	Nominal Diameter		Jacket Thickness	
		Inch	mm	Inch	mm
5542	2	0.426	10.82	0.063	1.60
5543	3	0.447	11.35	0.063	1.60
5544	4	0.483	12.27	0.063	1.60
5547	7	0.563	14.30	0.063	1.60
5549	9	0.648	16.46	0.063	1.60
5549/12	12	0.761	19.33	0.083	2.11
5549/15	15	0.823	20.90	0.083	2.11

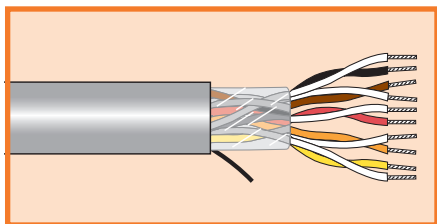


www.lapptannehill.com • 800.633.6339



# Xtra-Guard® 1

High Performance  
300 V Unshielded, Multipair



**UL CM**  
**UL AWM 2464 VW-1**  
**CSA CMG FT4**

### Operating Temperature

- -35°C to +80°C (AWM)
- -35°C to +105°C (CM)

### Conductor Color Coding

- 24, 22 AWG: Chart B
- 20, 18 AWG: Chart A
- Jacket Colors: Nine available (slate standard)

### Materials

- Stranded tinned copper conductors
- Premium semi-rigid PVC insulation
- Nylon ripcord
- Premium PVC jacket

### Features

- UL 60°C Oil (Oil Res. I)
- UL Sunlight Resistance
- IEC 60322-1 and -2 flame behavior

### Availability

100 ft (30.5 m)  
500 ft (152 m)  
1000 ft (305 m)  
Bulk, cut to length

### FIT® Tubing Recommendations

- FIT-221: General-purpose, cross-linked polyolefin (indoor)
- FIT-321: Medium-wall, adhesive-lined, cross-linked polyolefin (outdoor)

## 24 AWG (0.23 mm<sup>2</sup>)

Stranding: 7/32 (7 x 0.20 mm)  
Insulation thickness: 0.010 (0.25 mm)

Part No.	Pairs	Nominal Diameter		Jacket Thickness	
		Inch	mm	Inch	mm
<b>5261C</b>	1	0.156	3.96	0.032	0.81
<b>5262C</b>	2	0.212	5.38	0.032	0.81
<b>5263C</b>	3	0.224	5.69	0.032	0.81
<b>5264C</b>	4	0.243	6.17	0.032	0.81
<b>5265C</b>	5	0.264	6.71	0.032	0.81
<b>5266C</b>	6	0.286	7.26	0.032	0.81
<b>5269C</b>	9	0.332	8.43	0.032	0.81
<b>5269/11C</b>	11	0.357	9.07	0.032	0.81
<b>5269/15C</b>	15	0.401	10.19	0.032	0.81
<b>5269/27C</b>	27	0.512	13.00	0.032	0.81
<b>5269/77C</b>	77	0.904	22.96	0.083	0.81

## 22 AWG (0.35 mm<sup>2</sup>)

Stranding: 7/30 (7 x 0.25 mm)  
Insulation thickness: 0.010 (0.25 mm)

Part No.	Pairs	Nominal Diameter		Jacket Thickness	
		Inch	mm	Inch	mm
<b>5021C</b>	1	0.168	4.27	0.032	0.81
<b>5022C</b>	2	0.232	5.89	0.032	0.81
<b>5023C</b>	3	0.245	6.22	0.032	0.81
<b>5024C</b>	4	0.267	6.78	0.032	0.81
<b>5025C</b>	5	0.291	7.39	0.032	0.81
<b>5026C</b>	6	0.316	8.03	0.032	0.81
<b>5029/15C</b>	15	0.447	11.35	0.032	0.81

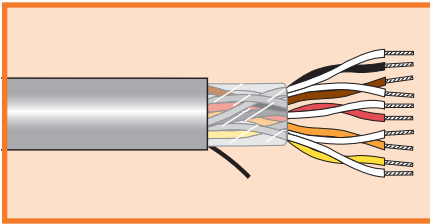


www.lapptannehill.com • 800.633.6339



# Xtra-Guard® 1

High Performance  
300 V Unshielded, Multipair



**UL CM**  
**UL AWM 2464 VW-1**  
**CSA CMG FT4**

### Operating Temperature

- -35°C to +80°C (AWM)
- -35°C to +105°C (CM)

### Conductor Color Coding

- 24, 22 AWG: Chart B
- 20, 18 AWG: Chart A
- Jacket Colors: Nine available (slate standard)

### Materials

- Stranded tinned copper conductors
- Premium PVC or semi-rigid PVC insulation (see tables)
- Nylon ripcord
- Premium PVC jacket

### Features

- UL 60°C Oil (Oil Res. I)
- UL Sunlight Resistance
- IEC 60322-1 and -2 flame behavior

### Availability

100 ft (30.5 m)  
500 ft (152 m)  
1000 ft (305 m)  
Bulk, cut to length

### FIT® Tubing Recommendations

- FIT-221: General-purpose, cross-linked polyolefin (indoor)
- FIT-321: Medium-wall, adhesive-lined, cross-linked polyolefin (outdoor)

## 20 AWG (0.56 mm<sup>2</sup>)

Stranding: 7/28 (7 x 0.32 mm)  
Semi-rigid PVC insulation, thickness: 0.016 (0.41 mm)

Part No.	Pairs	Nominal Diameter		Jacket Thickness	
		Inch	mm	Inch	mm
<b>5282C</b>	2	0.298	7.57	0.032	0.81
<b>5283C</b>	3	0.316	8.03	0.032	0.81
<b>5286C</b>	6	0.415	10.54	0.032	0.81
<b>5289C</b>	9	0.487	12.37	0.032	0.81
<b>5289/12C</b>	12	0.545	13.84	0.032	0.81

## 18 AWG (0.81 mm<sup>2</sup>)

Stranding: 16/30 (16 x 0.25 mm)  
PVC insulation, thickness: 0.016 (0.41 mm)

Part No.	Pairs	Nominal Diameter		Jacket Thickness	
		Inch	mm	Inch	mm
<b>5032C</b>	2	0.327	8.31	0.032	0.81
<b>5033C</b>	3	0.348	8.84	0.032	0.81
<b>5036C</b>	6	0.460	11.68	0.032	0.81
<b>5039C</b>	9	0.541	13.74	0.053	1.35
<b>5039/12C</b>	12	0.648	16.46	0.053	1.35

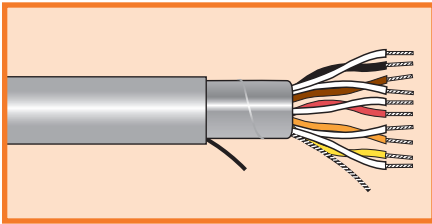


www.lapptannehill.com • 800.633.6339



# Xtra-Guard® 1

## High Performance 300 V Foil Shield, Multipair



**UL CM**  
**UL AWM 2464 VW-1**  
**CSA CMG FT4**

### Operating Temperature

- -35°C to +80°C (AWM)
- -35°C to +105°C (CM)

### Conductor Color Coding

- 28, 26, 24, 22 AWG: Chart B
- 20, 18 AWG: Chart A
- Jacket Colors: Nine available (slate standard)

### Materials

- Stranded tinned copper conductors
- Premium semi-rigid PVC insulation
- Aluminum/polyester foil shield, with 25% overlap and foil facing inward
- Tinned copper drain wire sized the same as cable conductors
- Nylon ripcord
- Premium PVC jacket

### Features

- UL 60°C Oil (Oil Res. I)
- UL Sunlight Resistance
- IEC 60322-1 and -2 flame behavior

### Availability

100 ft (30.5 m)  
500 ft (152 m)  
1000 ft (305 m)  
Bulk, cut to length

### FIT® Tubing Recommendations

- FIT-221: General-purpose, cross-linked polyolefin (indoor)
- FIT-321: Medium-wall, adhesive-lined, cross-linked polyolefin (outdoor)

### 28 AWG (0.09 mm<sup>2</sup>)

Stranding: 7/36 (7 x 0.12 mm)  
Insulation Thickness: 0.010 (0.25 mm)

Part No.	Pairs	Nominal Diameter		Jacket Thickness	
		Inch	mm	Inch	mm
<b>5938</b>	2	0.187	4.75	0.032	0.81
<b>5939</b>	3	0.196	4.98	0.032	0.81
<b>5940</b>	4	0.211	5.36	0.032	0.81
<b>5941</b>	5	0.228	5.79	0.032	0.81
<b>5942</b>	6	0.246	6.25	0.032	0.81

### 26 AWG (0.14 mm<sup>2</sup>)

Stranding: 7/34 (7 x 0.16 mm)  
Insulation thickness: 0.010 (0.25 mm)

Part No.	Pairs	Nominal Diameter		Jacket Thickness	
		Inch	mm	Inch	mm
<b>5690</b>	2	0.200	5.08	0.032	0.81
<b>5691</b>	3	0.210	5.33	0.032	0.81
<b>5692</b>	4	0.227	5.77	0.032	0.81
<b>5693</b>	5	0.246	6.25	0.032	0.81
<b>5694</b>	6	0.265	6.73	0.032	0.81

### 24 AWG (0.23 mm<sup>2</sup>)

Stranding: 7/32 (7 x 0.20 mm)  
Insulation thickness: 0.010 (0.25 mm)

Part No.	Pairs	Nominal Diameter		Jacket Thickness	
		Inch	mm	Inch	mm
<b>5491C</b>	1	0.160	4.06	0.032	0.81
<b>5492C</b>	2	0.216	5.49	0.032	0.81
<b>5493C</b>	3	0.228	5.79	0.032	0.81
<b>5494C</b>	4	0.247	6.27	0.032	0.81
<b>5495C</b>	5	0.268	6.81	0.032	0.81
<b>5496C</b>	6	0.290	7.37	0.032	0.81
<b>5499C</b>	9	0.336	8.53	0.032	0.81
<b>5499/11C</b>	11	0.361	9.17	0.032	0.81
<b>5499/15C</b>	15	0.405	10.29	0.032	0.81
<b>5499/19C</b>	19	0.433	11.00	0.032	0.81
<b>5499/27C</b>	27	0.516	13.11	0.032	0.81



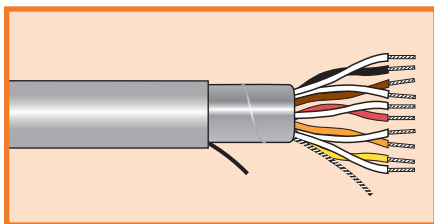
www.lapptannehill.com • 800.633.6339





# Xtra-Guard® 1

## High Performance 300 V Foil Shield, Multipair



**UL CM**  
**UL AWM 2464 VW-1**  
**CSA CMG FT4**

### Operating Temperature

- -35°C to +80°C (AWM)
- -35°C to +105°C (CM)

### Conductor Color Coding

- 28, 26, 24, 22 AWG: Chart B
- 20, 18 AWG: Chart A
- Jacket Colors: Nine available (slate standard)

### Materials

- Stranded tinned copper conductors
- Premium PVC or semi-rigid PVC insulation (see tables)
- Aluminum/polyester foil shield, with 25% overlap and foil facing inward
- Tinned copper drain wire sized the same as cable conductors
- Nylon ripcord
- Premium PVC jacket

### Features

- UL 60°C Oil (Oil Res. I)
- UL Sunlight Resistance
- IEC 60322-1 and -2 flame behavior

### Availability

100 ft (30.5 m)  
500 ft (152 m)  
1000 ft (305 m)  
Bulk, cut to length

### FIT® Tubing Recommendations

- FIT-221: General-purpose, cross-linked polyolefin (indoor)
- FIT-321: Medium-wall, adhesive-lined, cross-linked polyolefin (outdoor)

22 AWG (0.35 mm <sup>2</sup> )					
Stranding: 7/30 (7 x 0.25 mm)					
Semi-rigid PVC insulation, thickness: 0.010 (0.25 mm)					
Part No.	Pairs	Nominal Diameter		Jacket Thickness	
		Inch	mm	Inch	mm
<b>5481C</b>	1	0.172	4.37	0.032	0.81
<b>5482C</b>	2	0.236	5.99	0.032	0.81
<b>5483C</b>	3	0.249	6.32	0.032	0.81
<b>5484C</b>	4	0.271	6.88	0.032	0.81
<b>5485C</b>	5	0.295	7.49	0.032	0.81
<b>5486C</b>	6	0.320	8.13	0.032	0.81
<b>5489C</b>	9	0.372	9.45	0.032	0.81
<b>5489/11C</b>	11	0.400	10.16	0.032	0.81
<b>5489/15C</b>	15	0.451	11.46	0.032	0.81
<b>5489/19C</b>	19	0.483	12.27	0.032	0.81
<b>5489/27C</b>	27	0.619	15.72	0.053	1.35

20 AWG (0.56 mm <sup>2</sup> )					
Stranding: 7/28 (7 x 0.32 mm)					
PVC insulation, thickness: 0.016 (0.41 mm)					
Part No.	Pairs	Nominal Diameter		Jacket Thickness	
		Inch	mm	Inch	mm
<b>5452C</b>	2	0.302	7.67	0.032	0.81
<b>5453C</b>	3	0.320	8.13	0.032	0.81
<b>5456C</b>	6	0.419	10.64	0.032	0.81
<b>5459C</b>	9	0.491	12.47	0.032	0.81
<b>5459/12C</b>	12	0.549	13.94	0.032	0.81
<b>5459/19C</b>	19	0.689	17.50	0.053	1.35

18 AWG (0.81 mm <sup>2</sup> )					
Stranding: 16/30 (16 x 0.25 mm)					
PVC insulation, thickness: 0.016 (0.41 mm)					
Part No.	Pairs	Nominal Diameter		Jacket Thickness	
		Inch	mm	Inch	mm
<b>5373C</b>	3	0.352	8.94	0.032	0.81
<b>5376C</b>	6	0.464	11.79	0.032	0.81

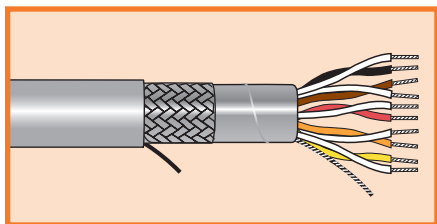


www.lapptannehill.com • 800.633.6339



# Xtra-Guard® 1

High Performance  
300 V Supra-Shield® Foil + Braid, Multipair



**UL CM**  
**UL AWM 2464 VW-1**  
**CSA CMG FT4**

### Operating Temperature

- -35°C to +80°C (AWM)
- -35°C to +105°C (CM)

### Conductor Color Coding

- 28, 26, 24, 22 AWG: Chart B
- 20, 18 AWG: Chart A
- Jacket Colors: Nine available (slate standard)

### Materials

- Stranded tinned copper conductors
- Premium semi-rigid PVC insulation
- Supra-Shield foil + braid shield: Aluminum/polyester/aluminum foil with 25% overlap min. Tinned copper drain wire sized the same as conductors Tinned copper braid, 70% coverage min.
- Nylon ripcord
- Premium PVC jacket

### Features

- UL 60°C Oil (Oil Res. I)
- UL Sunlight Resistance
- IEC 60322-1 and -2 flame behavior

### Availability

100 ft (30.5 m)  
500 ft (152 m)  
1000 ft (305 m)  
Bulk, cut to length

### FIT® Tubing Recommendations

- FIT-221: General-purpose, cross-linked polyolefin (indoor)
- FIT-321: Medium-wall, adhesive-lined, cross-linked polyolefin (outdoor)

## 28 AWG (0.09 mm<sup>2</sup>)

Stranding: 7/36 (7 x 0.12 mm)  
Insulation Thickness: 0.010 (0.25 mm)

Part No.	Pairs	Nominal Diameter		Jacket Thickness	
		Inch	mm	Inch	mm
<b>5943</b>	2	0.211	5.36	0.032	0.81
<b>5944</b>	3	0.220	5.59	0.032	0.81
<b>5945</b>	4	0.235	5.97	0.032	0.81
<b>5946</b>	5	0.252	6.40	0.032	0.81
<b>5947</b>	6	0.270	6.86	0.032	0.81

## 26 AWG (0.14 mm<sup>2</sup>)

Stranding: 7/34 (7 x 0.16 mm)  
Insulation thickness: 0.010 (0.25 mm)

Part No.	Pairs	Nominal Diameter		Jacket Thickness	
		Inch	mm	Inch	mm
<b>5695</b>	2	0.224	5.69	0.032	0.81
<b>5696</b>	3	0.234	5.94	0.032	0.81
<b>5697</b>	4	0.251	6.38	0.032	0.81
<b>5698</b>	5	0.270	6.86	0.032	0.81
<b>5699</b>	6	0.289	7.34	0.032	0.81

## 24 AWG (0.23 mm<sup>2</sup>)

Stranding: 7/32 (7 x 0.20 mm)  
Insulation thickness: 0.010 (0.25 mm)

Part No.	Pairs	Nominal Diameter		Jacket Thickness	
		Inch	mm	Inch	mm
<b>5271C</b>	1	0.184	4.67	0.032	0.81
<b>5272C</b>	2	0.240	6.10	0.032	0.81
<b>5273C</b>	3	0.252	6.40	0.032	0.81
<b>5274C</b>	4	0.271	6.88	0.032	0.81
<b>5275C</b>	5	0.292	7.42	0.032	0.81
<b>5276C</b>	6	0.314	7.98	0.032	0.81
<b>5279C</b>	9	0.360	9.14	0.032	0.81
<b>5279/11C</b>	11	0.385	9.78	0.032	0.81
<b>5279/15C</b>	15	0.429	10.90	0.032	0.81
<b>5279/19C</b>	19	0.457	11.61	0.032	0.81
<b>5279/27C</b>	27	0.540	13.72	0.032	0.81
<b>5279/51C</b>	51	0.739	18.77	0.053	1.35



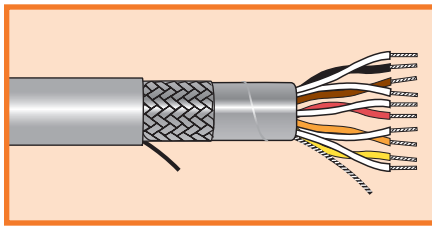
www.lapptannehill.com • 800.633.6339



# Xtra-Guard® 1

High Performance

300 V Supra-Shield® Foil + Braid, Multipair



## UL CM

UL AWM 2464 VW-1

CSA CMG FT4

## Operating Temperature

- -35°C to +80°C (AWM)
- -35°C to +105°C (CM)

## Conductor Color Coding

- 28, 26, 24, 22 AWG: Chart B
- 20, 18 AWG: Chart A
- Jacket Colors: Nine available (slate standard)

## Materials

- Stranded tinned copper conductors
- Premium PVC or semi-rigid PVC insulation (see tables)
- Supra-Shield foil + braid shield: Aluminum/polyester/aluminum foil with 25% overlap min. Tinned copper drain wire sized the same as conductors
- Tinned copper braid, 70% coverage min.
- Nylon ripcord
- Premium PVC jacket

## Features

- UL 60°C Oil (Oil Res. I)
- UL Sunlight Resistance
- IEC 60322-1 and -2 flame behavior

## Availability

100 ft (30.5 m)  
500 ft (152 m)  
1000 ft (305 m)  
Bulk, cut to length

## FIT® Tubing Recommendations

- FIT-221: General-purpose, cross-linked polyolefin (indoor)
- FIT-321: Medium-wall, adhesive-lined, cross-linked polyolefin (outdoor)

### 22 AWG (0.35 mm<sup>2</sup>)

Stranding: 7/30 (7 x 0.25 mm)  
Semi-rigid PVC insulation, thickness: 0.010 (0.25 mm)

Part No.	Pairs	Nominal Diameter		Jacket Thickness	
		Inch	mm	Inch	mm
5121C	1	0.196	4.98	0.032	0.81
5122C	2	0.260	6.60	0.032	0.81
5123C	3	0.273	6.93	0.032	0.81
5124C	4	0.295	7.49	0.032	0.81
5125C	5	0.319	8.10	0.032	0.81
5126C	6	0.344	8.74	0.032	0.81
5129C	9	0.396	10.06	0.032	0.81
5129/11C	11	0.424	10.77	0.032	0.81
5129/15C	15	0.475	12.07	0.032	0.81
5129/19C	19	0.507	12.88	0.032	0.81
5129/27C	27	0.649	16.48	0.053	1.35

### 20 AWG (0.56 mm<sup>2</sup>)

Stranding: 7/28 (7 x 0.32 mm)  
PVC insulation, thickness: 0.016 (0.41 mm)

Part No.	Pairs	Nominal Diameter		Jacket Thickness	
		Inch	mm	Inch	mm
5292C	2	0.326	8.28	0.032	0.81
5293C	3	0.344	8.74	0.032	0.81
5296C	6	0.443	11.25	0.032	0.81
5299C	9	0.515	13.08	0.032	0.81
5299/19C	19	0.719	18.26	0.053	1.35

### 18 AWG (0.81 mm<sup>2</sup>)

Stranding: 16/30 (16 x 0.25 mm)  
PVC insulation, thickness: 0.016 (0.41 mm)

Part No.	Pairs	Nominal Diameter		Jacket Thickness	
		Inch	mm	Inch	mm
5132C	2	0.355	9.02	0.032	0.81
5133C	3	0.376	9.55	0.032	0.81
5136C	6	0.488	12.40	0.032	0.81
5139C	9	0.611	15.52	0.053	1.35
5139/27C	27	1.004	25.50	0.083	2.11

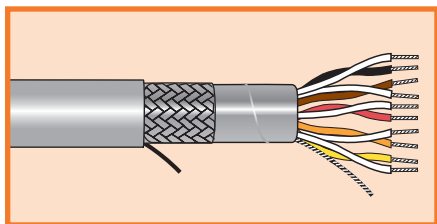


www.lapptannehill.com • 800.633.6339



# Xtra-Guard® 1

High Performance  
300 V Supra-Shield® Foil + Braid, Multipair



**UL CM**  
**UL AWM 2343 VW-1**  
**CSA CMG FT4**

### Operating Temperature

- -35°C to +80°C (AWM)
- -35°C to +105°C (CM)

### Conductor Color Coding

- Chart B
- Jacket Colors: Nine available (slate standard)

### Materials

- Stranded tinned copper conductors
- Premium semi-rigid PVC insulation
- Supra-Shield foil + braid shield: Aluminum/polyester/aluminum foil with 25% overlap min. Tinned copper drain wire sized the same as conductors Tinned copper braid, 70% coverage min.
- Nylon ripcord
- Premium PVC jacket

### Features

- UL 60°C Oil (Oil Res. I)
- UL Sunlight Resistance
- IEC 60322-1 and -2 flame behavior

### Availability

100 ft (30.5 m)  
500 ft (152 m)  
1000 ft (305 m)  
Bulk, cut to length

### FIT® Tubing Recommendations

- FIT-221: General-purpose, cross-linked polyolefin (indoor)
- FIT-321: Medium-wall, adhesive-lined, cross-linked polyolefin (outdoor)

## 24 AWG (0.23 mm²)

Stranding: 7/32 (7 x 0.20 mm)  
Insulation thickness: 0.010 (0.25 mm)

Part No.	Pairs	Nominal Diameter		Jacket Thickness	
		Inch	mm	Inch	mm
<b>5330C</b>	5	0.354	8.99	0.063	1.60
<b>5331C</b>	7	0.376	9.55	0.063	1.60
<b>5332C</b>	12	0.458	11.63	0.063	1.60
<b>5333C</b>	15	0.491	12.47	0.063	1.60
<b>5334C</b>	19	0.519	13.18	0.063	1.60
<b>5335C</b>	27	0.602	15.29	0.063	1.60
<b>5336C</b>	37	0.669	16.99	0.063	1.60

## 22 AWG (0.35 mm²)

Stranding: 7/30 (7 x 0.25 mm)  
Insulation thickness: 0.010 (0.25 mm)

Part No.	Pairs	Nominal Diameter		Jacket Thickness	
		Inch	mm	Inch	mm
<b>5340/2C</b>	2	0.322	8.18	0.063	1.60
<b>5340C</b>	5	0.381	9.68	0.063	1.60
<b>5341C</b>	7	0.406	10.31	0.063	1.60
<b>5342C</b>	12	0.499	12.67	0.063	1.60
<b>5344C</b>	19	0.569	14.45	0.063	1.60
<b>5345C</b>	27	0.669	16.99	0.063	1.60
<b>5346C</b>	37	0.738	18.75	0.063	1.60

## 20 AWG (0.56 mm²)

Stranding: 7/28 (7 x 0.32 mm)  
Insulation thickness: 0.010 (0.25 mm)

Part No.	Pairs	Nominal Diameter		Jacket Thickness	
		Inch	mm	Inch	mm
<b>5350/4C</b>	4	0.388	9.86	0.063	1.60
<b>5350C</b>	5	0.416	10.57	0.063	1.60
<b>5351C</b>	7	0.446	11.33	0.063	1.60
<b>5351/9C</b>	9	0.505	12.83	0.063	1.60
<b>5353C</b>	15	0.597	15.16	0.063	1.60
<b>5354C</b>	19	0.634	16.10	0.063	1.60
<b>5355C</b>	27	0.749	19.02	0.063	1.60



www.lapptannehill.com • 800.633.6339

