


EcoCable® Mini

300 V Communication Cable



Small Just Got Mini. EcoCable Mini recyclable cable was developed in response to our customers' need for a smaller, lighter 300 V cable.

- Up to 32% smaller than PVC
- Up to 44% lighter than PVC
- 92% lower outgassing than PVC
- 100% recyclable mPPE insulation and jacketing
- Contains no halogens, phthalates, or heavy metals



Conductors: Stranded tinned copper

Insulation: mPPE

Jacket: mPPE

Shielding: Foil or foil + braid

Voltage: 300 V

Temperature Range: -40°C to + 80°C

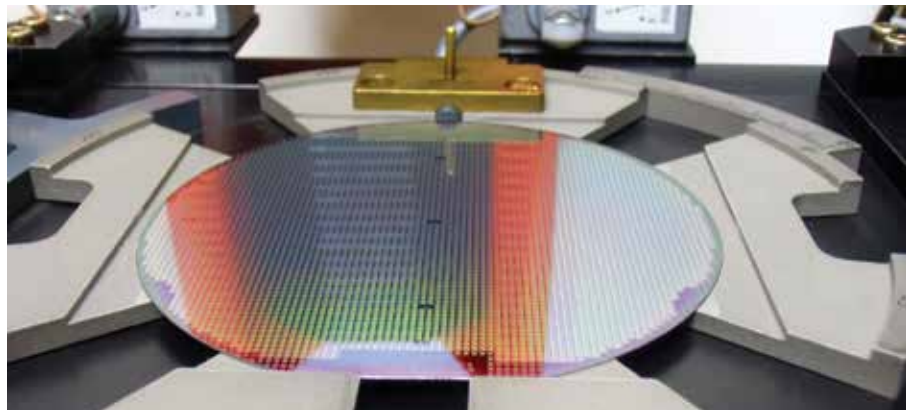
Configurations

- Multiconductor or multipair
- Unshielded
- Overall foil shielded
- Individually shielded pairs + overall foil shield
- Supra-Shield® Foil + Braid
- Custom and composite configurations available

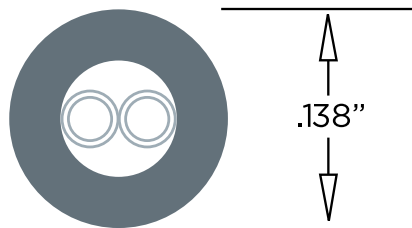


Approvals

- UL AWM 21460
- UL VW-1
- CSA I A/B FT1
- CE
- RoHS
- REACH
- WEEE
- Suitable for use in NFPA 79 applications
- ISO 10993-5



28 AWG, 2 Conductor Unshielded Cable



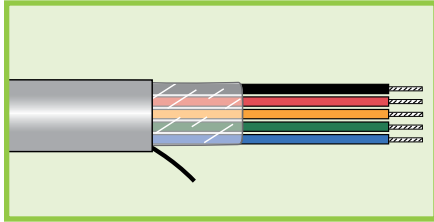
PVC



EcoCable Mini

EcoCable® Mini

300 V Unshielded, Multiconductor



UL AWM 21460
UL VW-1
CSA I A/B FT1

Temperature Range

-40°C to + 80°C

Conductor Color Coding

- Chart E (Chart D for 20 AWG)

Materials

- Tinned copper conductors
- mPPE insulation
- mPPE jacket, slate

Properties

- Zero halogen
- Specific gravity: 1.03
- 100% recyclable
- Low outgassing
- Suitable for use in NFPA 79 applications

Availability

100 ft (30.5 m)
 1000 ft (305 m)
 Bulk

FIT® Tubing Recommendations

- FIT-221L: Low smoke zero halogen
- FIT Spiral Wrap: Simplifies wire harnessing, cabling, and bundling

28 AWG (0.0925 mm²)

Stranding: 19/40 (19 x 0.079 mm)
 Insulation thickness: 0.007 (0.18 mm)
 Jacket thickness: 0.015 (0.38 mm)

Part Number	Conductors	Nominal Diameter	
		Inch	mm
78002	2	0.094	2.39
78003	3	0.099	2.51
78004	4	0.107	2.72
78006	6	0.124	3.15
78008	8	0.134	3.40

26 AWG (0.154 mm²)

Stranding: 19/38 (19 x 0.102 mm)
 Insulation thickness: 0.007 (0.18 mm)
 Jacket thickness: 0.015 (0.38 mm)

Part Number	Conductors	Nominal Diameter	
		Inch	mm
78012	2	0.102	2.59
78013	3	0.107	2.72
78014	4	0.116	2.95
78016	6	0.136	3.45
78018	8	0.147	3.73
78020	10	0.170	4.32
78021	15	0.190	4.83

24 AWG (0.241 mm²)

Stranding: 19/36 (19 x 0.127 mm)
 Insulation thickness: 0.007 (0.18 mm)
 Jacket thickness: 0.015 (0.38 mm)

Part Number	Conductors	Nominal Diameter	
		Inch	mm
78022	2	0.112	2.84
78023	3	0.118	3.00
78024	4	0.128	3.25
78026	6	0.152	3.86
78028	8	0.164	4.17
78030	10	0.190	4.83
78031	15	0.213	5.41
78403	20	0.238	6.05
78433	25	0.268	6.81

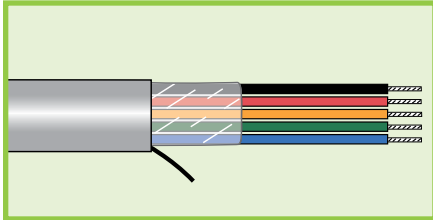


www.lapptannehill.com • 800.633.6339



EcoCable® Mini

300 V Unshielded, Multiconductor



UL AWM 21460
UL VW-1
CSA I A/B FT1

Temperature Range

-40°C to + 80°C

Conductor Color Coding

- Chart E (Chart D for 20 AWG)

Materials

- Tinned copper conductors
- mPPE insulation
- mPPE jacket, slate

Properties

- Zero halogen
- Specific gravity: 1.03
- 100% recyclable
- Low outgassing
- Suitable for use in NFPA 79 applications

Availability

100 ft (30.5 m)
 1000 ft (305 m)
 Bulk

FIT® Tubing Recommendations

- FIT-221L: Low smoke zero halogen
- FIT Spiral Wrap: Simplifies wire harnessing, cabling, and bundling

22 AWG (0.382 mm²)

Stranding: 19/34 (19 x 0.16 mm)
 Insulation thickness: 0.007 (0.18 mm)
 Jacket thickness: 0.015 (0.38 mm)

Part Number	Conductors	Nominal Diameter	
		Inch	mm
78032	2	0.126	3.20
78033	3	0.133	3.38
78034	4	0.145	3.68
78036	6	0.173	4.39
78038	8	0.187	4.75
78040	10	0.218	5.54
78041	15	0.245	6.22
78404	20	0.275	6.98
78434	25	0.310	7.87

20 AWG (0.616 mm²)

Stranding: 19/32 (19 x 0.203 mm)
 Insulation thickness: 0.007 (0.18 mm)
 Jacket thickness: 0.015 (0.38 mm)

Part Number	Conductors	Nominal Diameter	
		Inch	mm
78042	2	0.142	3.61
78043	3	0.150	3.81
78044	4	0.165	4.19
78046	6	0.197	5.00
78048	8	0.214	5.44
78050	10	0.250	6.35
78055	15	0.282	7.16
78405	20	0.317	8.05
78435	25	0.358	9.09

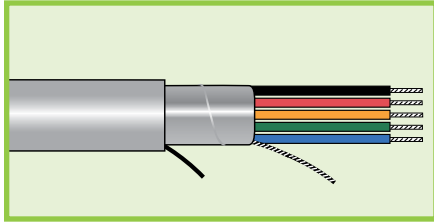


www.lapptannehill.com • 800.633.6339



EcoCable® Mini

300 V Foil Shield, Multiconductor



UL AWM 21460
UL VW-1
CSA I A/B FT1

Temperature Range

-40°C to + 80°C

Conductor Color Coding

- Chart E (Chart D for 20 AWG)

Materials

- Tinned copper conductors
- mPPE insulation
- Aluminum/polyester tape, 25% overlap, foil facing inward
- mPPE jacket, slate

Properties

- Zero halogen
- Specific gravity: 1.03
- 100% recyclable
- Low outgassing
- Suitable for use in NFPA 79 applications

Availability

100 ft (30.5 m)
 1000 ft (305 m)
 Bulk

FIT® Tubing Recommendations

- FIT-221L: Low smoke zero halogen
- FIT Spiral Wrap: Simplifies wire harnessing, cabling, and bundling

28 AWG (0.0925 mm²)

Stranding: 19/40 (19 x 0.079 mm)
 Insulation thickness: 0.007 (0.18 mm)
 Jacket thickness: 0.015 (0.38 mm)

Part Number	Conductors	Nominal Diameter	
		Inch	mm
78102	2	0.098	2.49
78103	3	0.103	2.62
78104	4	0.111	2.82
78106	6	0.128	3.25
78108	8	0.138	3.51

26 AWG (0.154 mm²)

Stranding: 19/38 (19 x 0.102 mm)
 Insulation thickness: 0.007 (0.18 mm)
 Jacket thickness: 0.015 (0.38 mm)

Part Number	Conductors	Nominal Diameter	
		Inch	mm
78112	2	0.106	2.69
78113	3	0.111	2.82
78114	4	0.12	3.05
78116	6	0.14	3.56
78118	8	0.151	3.84
78120	10	0.174	4.42
78121	15	0.194	4.93

24 AWG (0.241 mm²)

Stranding: 19/36 (19 x 0.127 mm)
 Insulation thickness: 0.007 (0.18 mm)
 Jacket thickness: 0.015 (0.38 mm)

Part Number	Conductors	Nominal Diameter	
		Inch	mm
78122	2	0.116	2.95
78123	3	0.122	3.10
78124	4	0.132	3.35
78126	6	0.156	3.96
78128	8	0.168	4.27
78130	10	0.194	4.93
78131	15	0.217	5.51
78413	20	0.242	6.15
78443	25	0.272	6.91

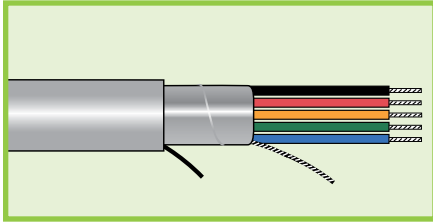


www.lapptannehill.com • 800.633.6339



EcoCable® Mini

300 V Foil Shield, Multiconductor



UL AWM 21460
UL VW-1
CSA I A/B FT1

Temperature Range

-40°C to + 80°C

Conductor Color Coding

- Chart E (Chart D for 20 AWG)

Materials

- Tinned copper conductors
- mPPE insulation
- Aluminum/polyester tape, 25% overlap, foil facing inward
- mPPE jacket, slate

Properties

- Zero halogen
- Specific gravity: 1.03
- 100% recyclable
- Low outgassing
- Suitable for use in NFPA 79 applications

Availability

100 ft (30.5 m)
 1000 ft (305 m)
 Bulk

FIT® Tubing Recommendations

- FIT-221L: Low smoke zero halogen
- FIT Spiral Wrap: Simplifies wire harnessing, cabling, and bundling

22 AWG (0.382 mm²)

Stranding: 19/34 (19 x 0.16 mm)
 Insulation thickness: 0.007 (0.18 mm)
 Jacket thickness: 0.015 (0.38 mm)

Part Number	Conductors	Nominal Diameter	
		Inch	mm
78132	2	0.130	3.30
78133	3	0.137	3.48
78134	4	0.149	3.78
78136	6	0.177	4.50
78138	8	0.191	4.85
78140	10	0.222	5.64
78141	15	0.249	6.32
78414	20	0.279	7.09
78444	25	0.314	7.98

20 AWG (0.616 mm²)

Stranding: 19/32 (19 x 0.203 mm)
 Insulation thickness: 0.007 (0.18 mm)
 Jacket thickness: 0.015 (0.38 mm)

Part Number	Conductors	Nominal Diameter	
		Inch	mm
78142	2	0.146	3.71
78143	3	0.154	3.91
78144	4	0.169	4.29
78146	6	0.201	5.11
78148	8	0.218	5.54
78150	10	0.254	6.45
78155	15	0.286	7.26
78415	20	0.321	8.15
78445	25	0.362	9.19

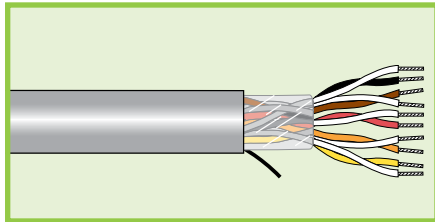


www.lapptannehill.com • 800.633.6339



EcoCable® Mini

300 V Unshielded, Multipair



UL AWM 21460
UL VW-1
CSA I A/B FT1

Temperature Range

-40°C to + 80°C

Conductor Color Coding

- Chart B (Chart A for 20 AWG)

Materials

- Tinned copper conductors
- mPPE insulation
- mPPE jacket, slate

Properties

- Zero halogen
- Specific gravity: 1.03
- 100% recyclable
- Low outgassing
- Suitable for use in NFPA 79 applications

Availability

100 ft (30.5 m)
 1000 ft (305 m)
 Bulk

FIT® Tubing Recommendations

- FIT-221L: Low smoke zero halogen
- FIT Spiral Wrap: Simplifies wire harnessing, cabling, and bundling

28 AWG (0.0925 mm²)

Stranding: 19/40 (19 x 0.079 mm)
 Insulation thickness: 0.007 (0.18 mm)
 Jacket thickness: 0.015 (0.38 mm)

Part Number	Pairs	Nominal Diameter	
		Inch	mm
78052	2	0.132	3.35
78053	3	0.140	3.56
78054	4	0.153	3.89
78005	5	0.167	4.24
78056	6	0.182	4.62
78058	8	0.198	5.03
78009	9	0.213	5.41

26 AWG (0.154 mm²)

Stranding: 19/38 (19 x 0.102 mm)
 Insulation thickness: 0.007 (0.18 mm)
 Jacket thickness: 0.015 (0.38 mm)

Part Number	Pairs	Nominal Diameter	
		Inch	mm
78062	2	0.146	3.71
78063	3	0.154	3.91
78064	4	0.169	4.29
78015	5	0.185	4.70
78066	6	0.202	5.13
78068	8	0.219	5.56
78019	9	0.237	6.02

24 AWG (0.241 mm²)

Stranding: 19/36 (19 x 0.127 mm)
 Insulation thickness: 0.007 (0.18 mm)
 Jacket thickness: 0.015 (0.38 mm)

Part Number	Pairs	Nominal Diameter	
		Inch	mm
78072	2	0.162	4.11
78073	3	0.172	4.37
78074	4	0.189	4.80
78025	5	0.207	5.26
78076	6	0.227	5.77
78078	8	0.247	6.27
78029	9	0.267	6.78
78408	20	0.369	9.37
78438	25	0.418	10.62

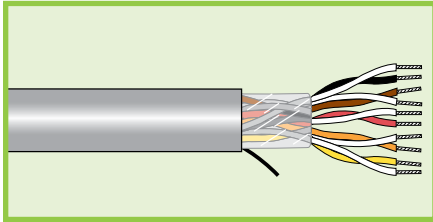


www.lapptannehill.com • 800.633.6339



EcoCable® Mini

300 V Unshielded, Multipair



UL AWM 21460
UL VW-1
CSA I A/B FT1

Temperature Range

-40°C to + 80°C

Conductor Color Coding

- Chart B (Chart A for 20 AWG)

Materials

- Tinned copper conductors
- mPPE insulation
- mPPE jacket, slate

Properties

- Zero halogen
- Specific gravity: 1.03
- 100% recyclable
- Low outgassing
- Suitable for use in NFPA 79 applications

Availability

100 ft (30.5 m)
 1000 ft (305 m)
 Bulk

FIT® Tubing Recommendations

- FIT-221L: Low smoke zero halogen
- FIT Spiral Wrap: Simplifies wire harnessing, cabling, and bundling

22 AWG (0.382 mm²)

Stranding: 19/34 (19 x 0.16 mm)
 Insulation thickness: 0.007 (0.18 mm)
 Jacket thickness: 0.015 (0.38 mm)

Part Number	Pairs	Nominal Diameter	
		Inch	mm
78082	2	0.185	4.70
78083	3	0.197	5.00
78084	4	0.217	5.51
78035	5	0.239	6.07
78086	6	0.261	6.63
78088	8	0.285	7.24
78039	9	0.309	7.85
78409	20	0.429	10.90
78439	25	0.487	12.37

20 AWG (0.616 mm²)

Stranding: 19/32 (19 x 0.203 mm)
 Insulation thickness: 0.007 (0.18 mm)
 Jacket thickness: 0.015 (0.38 mm)

Part Number	Pairs	Nominal Diameter	
		Inch	mm
78092	2	0.211	5.36
78093	3	0.225	5.72
78094	4	0.248	6.30
78045	5	0.274	6.96
78096	6	0.301	7.65
78098	8	0.328	8.33
78049	9	0.356	9.04
78410	20	0.498	12.65
78440	25	0.565	14.35

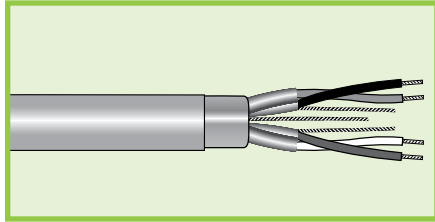


www.lapptannehill.com • 800.633.6339



EcoCable® Mini

300 V Overall Foil Shield and Individually Shielded Pairs, Multipair



UL AWM 21460
UL VW-1
CSA I A/B FT1

Temperature Range

-40°C to + 80°C

Conductor Color Coding

- Chart B (Chart A for 20 AWG)

Materials

- Tinned copper conductors
- mPPE insulation
- Aluminum/polyester tape shield, 25% overlap, foil facing inward
- mPPE jacket, slate

Properties

- Zero halogen
- Specific gravity: 1.03
- 100% recyclable
- Low outgassing
- Suitable for use in NFPA 79 applications

Availability

100 ft (30.5 m)
1000 ft (305 m)
Bulk

FIT® Tubing Recommendations

- FIT-221L: Low smoke zero halogen
- FIT Spiral Wrap: Simplifies wire harnessing, cabling, and bundling

28 AWG (0.0925 mm²)

Stranding: 19/40 (19 x 0.079 mm)
Insulation thickness: 0.007 (0.18 mm)
Jacket thickness: 0.015 (0.38 mm)

Part Number	Pairs	Nominal Diameter	
		Inch	mm
78202	2	0.153	3.89
78213	3	0.162	4.11
78204	4	0.177	4.50
78205	5	0.194	4.93
78206	6	0.211	5.36
78208	8	0.229	5.82
78209	9	0.247	6.27

26 AWG (0.154 mm²)

Stranding: 19/38 (19 x 0.102 mm)
Insulation thickness: 0.007 (0.18 mm)
Jacket thickness: 0.015 (0.38 mm)

Part Number	Pairs	Nominal Diameter	
		Inch	mm
78212	2	0.167	4.24
78223	3	0.177	4.50
78214	4	0.194	4.93
78215	5	0.213	5.41
78216	6	0.232	5.89
78218	8	0.252	6.40
78219	9	0.273	6.93

24 AWG (0.241 mm²)

Stranding: 19/36 (19 x 0.127 mm)
Insulation thickness: 0.007 (0.18 mm)
Jacket thickness: 0.015 (0.38 mm)

Part Number	Pairs	Nominal Diameter	
		Inch	mm
78222	2	0.185	4.70
78233	3	0.196	4.98
78224	4	0.215	5.46
78225	5	0.237	6.02
78226	6	0.259	6.58
78228	8	0.282	7.16
78229	9	0.305	7.75

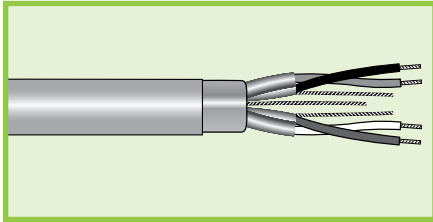


www.lapptannehill.com • 800.633.6339



EcoCable® Mini

300 V Overall Foil Shield and Individually Shielded Pairs, Multipair



UL AWM 21460
UL VW-1
CSA I A/B FT1

Temperature Range

-40°C to + 80°C

Conductor Color Coding

- Chart B (Chart A for 20 AWG)

Materials

- Tinned copper conductors
- mPPE insulation
- Aluminum/polyester tape shield, 25% overlap, foil facing inward
- mPPE jacket, slate

Properties

- Zero halogen
- Specific gravity: 1.03
- 100% recyclable
- Low outgassing
- Suitable for use in NFPA 79 applications

Availability

100 ft (30.5 m)
1000 ft (305 m)
Bulk

FIT® Tubing Recommendations

- FIT-221L: Low smoke zero halogen
- FIT Spiral Wrap: Simplifies wire harnessing, cabling, and bundling

22 AWG (0.382 mm²)

Stranding: 19/34 (19 x 0.16 mm)
Insulation thickness: 0.007 (0.18 mm)
Jacket thickness: 0.015 (0.38 mm)

Part Number	Pairs	Nominal Diameter	
		Inch	mm
78232	2	0.209	5.31
78243	3	0.222	5.64
78234	4	0.245	6.22
78235	5	0.270	6.86
78236	6	0.296	7.52
78238	8	0.322	8.18
78239	9	0.349	8.86

20 AWG (0.616 mm²)

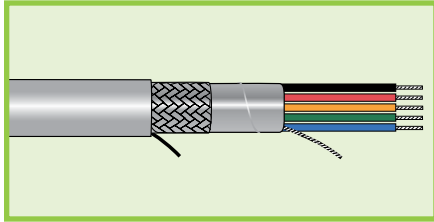
Stranding: 19/32 (19 x 0.203 mm)
Insulation thickness: 0.007 (0.18 mm)
Jacket thickness: 0.015 (0.38 mm)

Part Number	Pairs	Nominal Diameter	
		Inch	mm
78242	2	0.237	6.02
78253	3	0.253	6.43
78244	4	0.279	7.09
78245	5	0.308	7.82
78246	6	0.338	8.59
78248	8	0.369	9.37
78249	9	0.400	10.16



www.lapptannehill.com • 800.633.6339





UL AWM 21460
UL VW-1
CSA I A/B FT1

Temperature Range

-40°C to + 80°C

Conductor Color Coding

- Chart E (Chart D for 20 AWG)

Materials

- Tinned copper conductors
- mPPE insulation
- Supra-Shield foil + braid shield: Aluminum/polyester/aluminum foil with 25% overlap min. Tinned copper drain wire Tinned copper braid, 70% coverage min.
- mPPE jacket, slate

Properties

- Zero halogen
- Specific gravity: 1.03
- 100% recyclable
- Low outgassing
- Suitable for use in NFPA 79 applications

Availability

100 ft (30.5 m)
 1000 ft (305 m)
 Bulk

FIT® Tubing Recommendations

- FIT-221L: Low smoke zero halogen
- FIT Spiral Wrap: Simplifies wire harnessing, cabling, and bundling

28 AWG (0.0925 mm²)

Stranding: 19/40 (19 x 0.079 mm)
 Insulation thickness: 0.007 (0.18 mm)
 Jacket thickness: 0.015 (0.38 mm)

Part Number	Conductors	Nominal Diameter	
		Inch	mm
78302	2	0.125	3.18
78303	3	0.130	3.30
78304	4	0.138	3.51
78306	6	0.155	3.94
78308	8	0.165	4.19

26 AWG (0.154 mm²)

Stranding: 19/38 (19 x 0.102 mm)
 Insulation thickness: 0.007 (0.18 mm)
 Jacket thickness: 0.015 (0.38 mm)

Part Number	Conductors	Nominal Diameter	
		Inch	mm
78312	2	0.133	3.38
78313	3	0.138	3.51
78314	4	0.147	3.73
78316	6	0.167	4.24
78318	8	0.178	4.52
78320	10	0.201	5.11
78321	15	0.221	5.61

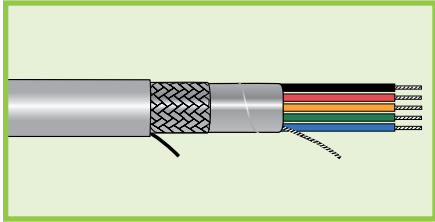
24 AWG (0.241 mm²)

Stranding: 19/36 (19 x 0.127 mm)
 Insulation thickness: 0.007 (0.18 mm)
 Jacket thickness: 0.015 (0.38 mm)

Part Number	Conductors	Nominal Diameter	
		Inch	mm
78322	2	0.143	3.63
78323	3	0.149	3.78
78324	4	0.159	4.04
78326	6	0.183	4.65
78328	8	0.195	4.95
78330	10	0.221	5.61
78331	15	0.244	6.20
78423	20	0.269	6.83
78453	25	0.299	7.59

 **LAPP Tannehill**

www.lapptannehill.com • 800.633.6339



UL AWM 21460
UL VW-1
CSA I A/B FT1

Temperature Range

-40°C to + 80°C

Conductor Color Coding

- Chart E (Chart D for 20 AWG)

Materials

- Tinned copper conductors
- mPPE insulation
- Supra-Shield foil + braid shield: Aluminum/polyester/aluminum foil with 25% overlap min.
Tinned copper drain wire
Tinned copper braid, 70% coverage min.
- mPPE jacket, slate

Properties

- Zero halogen
- Specific gravity: 1.03
- 100% recyclable
- Low outgassing
- Suitable for use in NFPA 79 applications

Availability

100 ft (30.5 m)
 1000 ft (305 m)
 Bulk

FIT® Tubing Recommendations

- FIT-221L: Low smoke zero halogen
- FIT Spiral Wrap: Simplifies wire harnessing, cabling, and bundling



22 AWG (0.382 mm²)

Stranding: 19/34 (19 x 0.16 mm)
 Insulation thickness: 0.007 (0.18 mm)
 Jacket thickness: 0.015 (0.38 mm)

Part Number	Conductors	Nominal Diameter	
		Inch	mm
78332	2	0.157	3.99
78333	3	0.164	4.17
78334	4	0.176	4.47
78336	6	0.204	5.18
78338	8	0.218	5.54
78340	10	0.249	6.32
78341	15	0.276	7.01
78424	20	0.306	7.77
78454	25	0.341	8.66

20 AWG (0.616 mm²)

Stranding: 19/32 (19 x 0.203 mm)
 Insulation thickness: 0.007 (0.18 mm)
 Jacket thickness: 0.015 (0.38 mm)

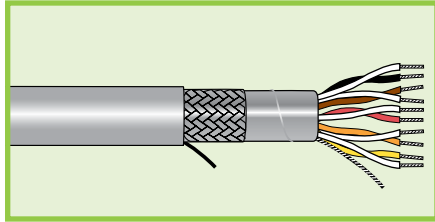
Part Number	Conductors	Nominal Diameter	
		Inch	mm
78342	2	0.173	4.39
78343	3	0.181	4.60
78344	4	0.196	4.98
78346	6	0.228	5.79
78348	8	0.245	6.22
78350	10	0.281	7.14
78355	15	0.313	7.95
78425	20	0.348	8.84
78455	25	0.389	9.88



www.lapptannehill.com • 800.633.6339

EcoCable® Mini

300 V Supra-Shield® Foil + Braid Shield, Multipair



UL AWM 21460
UL VW-1
CSA I A/B FT1

Temperature Range

-40°C to + 80°C

Conductor Color Coding

- Chart B (Chart A for 20 AWG)

Materials

- Tinned copper conductors
- mPPE insulation
- Supra-Shield foil + braid shield: Aluminum/polyester/aluminum foil with 25% overlap min. Tinned copper drain wire Tinned copper braid, 70% coverage min.
- mPPE jacket, slate

Properties

- Zero halogen
- Specific gravity: 1.03
- 100% recyclable
- Low outgassing
- Suitable for use in NFPA 79 applications

Availability

100 ft (30.5 m)
1000 ft (305 m)
Bulk

FIT® Tubing Recommendations

- FIT-221L: Low smoke zero halogen
- FIT Spiral Wrap: Simplifies wire harnessing, cabling, and bundling

28 AWG (0.0925 mm²)

Stranding: 19/40 (19 x 0.079 mm)
Insulation thickness: 0.007 (0.18 mm)
Jacket thickness: 0.015 (0.38 mm)

Part Number	Pairs	Nominal Diameter	
		Inch	mm
78352	2	0.163	4.14
78353	3	0.171	4.34
78354	4	0.184	4.67
78305	5	0.198	5.03
78356	6	0.213	5.41
78358	8	0.229	5.82
78309	9	0.244	6.20

26 AWG (0.154 mm²)

Stranding: 19/38 (19 x 0.102 mm)
Insulation thickness: 0.007 (0.18 mm)
Jacket thickness: 0.015 (0.38 mm)

Part Number	Pairs	Nominal Diameter	
		Inch	mm
78362	2	0.177	4.50
78363	3	0.185	4.70
78364	4	0.200	5.08
78315	5	0.216	5.49
78366	6	0.233	5.92
78368	8	0.250	6.35
78319	9	0.268	6.81

24 AWG (0.241 mm²)

Stranding: 19/36 (19 x 0.127 mm)
Insulation thickness: 0.007 (0.18 mm)
Jacket thickness: 0.015 (0.38 mm)

Part Number	Pairs	Nominal Diameter	
		Inch	mm
78372	2	0.193	4.90
78373	3	0.203	5.16
78374	4	0.220	5.59
78325	5	0.238	6.05
78376	6	0.258	6.55
78378	8	0.278	7.06
78329	9	0.298	7.57
78428	20	0.400	10.16
78458	25	0.449	11.40

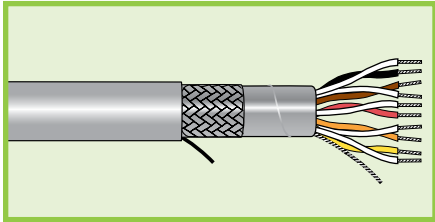


www.lapptannehill.com • 800.633.6339



EcoCable® Mini

300 V Supra-Shield® Foil + Braid Shield, Multipair



UL AWM 21460
UL VW-1
CSA I A/B FT1

Temperature Range

-40°C to + 80°C

Conductor Color Coding

- Chart B (Chart A for 20 AWG)

Materials

- Tinned copper conductors
- mPPE insulation
- Supra-Shield foil + braid shield: Aluminum/polyester/aluminum foil with 25% overlap min. Tinned copper drain wire Tinned copper braid, 70% coverage min.
- mPPE jacket, slate

Properties

- Zero halogen
- Specific gravity: 1.03
- 100% recyclable
- Low outgassing
- Suitable for use in NFPA 79 applications

Availability

100 ft (30.5 m)
1000 ft (305 m)
Bulk

FIT® Tubing Recommendations

- FIT-221L: Low smoke zero halogen
- FIT Spiral Wrap: Simplifies wire harnessing, cabling, and bundling

22 AWG (0.382 mm²)

Stranding: 19/34 (19 x 0.16 mm)
Insulation thickness: 0.007 (0.18 mm)
Jacket thickness: 0.015 (0.38 mm)

Part Number	Pairs	Nominal Diameter	
		Inch	mm
78382	2	0.216	5.49
78383	3	0.228	5.79
78384	4	0.248	6.30
78335	5	0.270	6.86
78386	6	0.292	7.42
78388	8	0.316	8.03
78339	9	0.340	8.64

20 AWG (0.616 mm²)

Stranding: 19/32 (19 x 0.203 mm)
Insulation thickness: 0.007 (0.18 mm)
Jacket thickness: 0.015 (0.38 mm)

Part Number	Pairs	Nominal Diameter	
		Inch	mm
78392	2	0.242	6.15
78393	3	0.256	6.50
78394	4	0.279	7.09
78345	5	0.305	7.75
78396	6	0.332	8.43
78398	8	0.359	9.12
78349	9	0.387	9.83



www.lapptannehill.com • 800.633.6339

