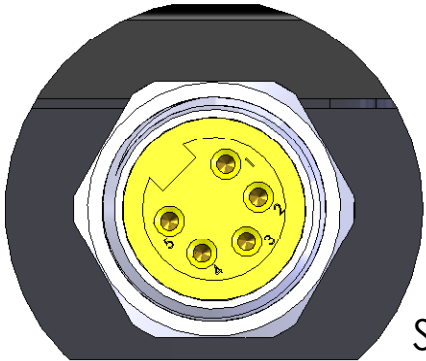
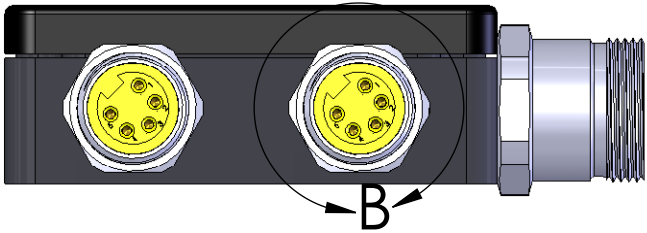
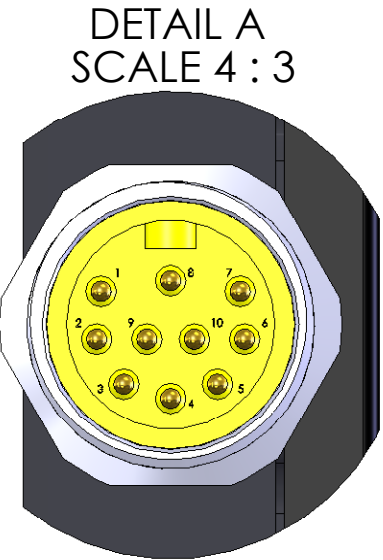
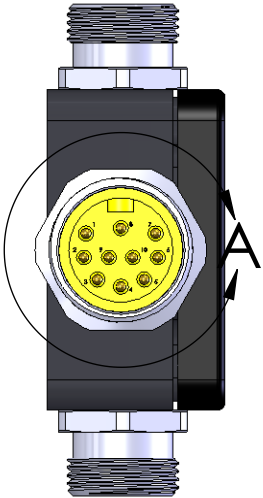
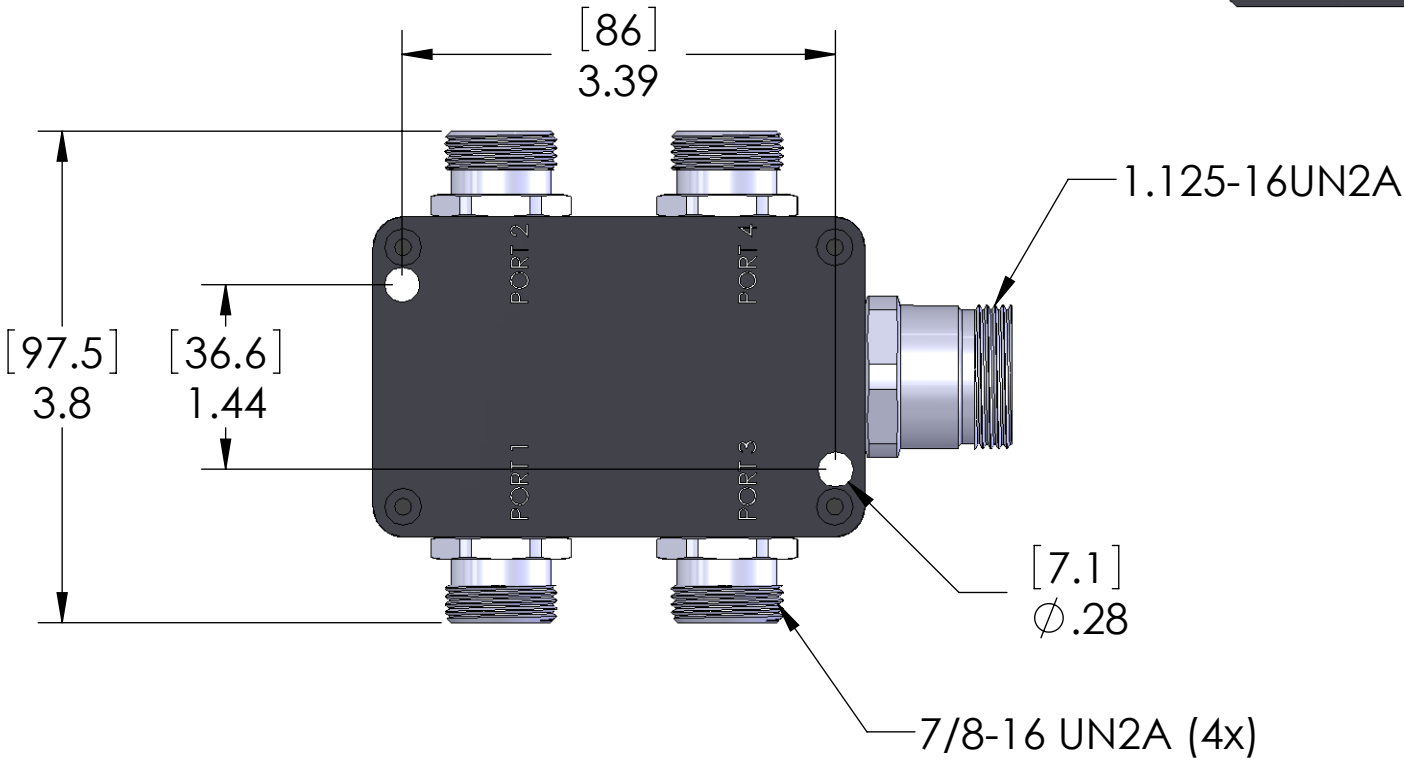


WIRING		
MIN-10 TRUNK	Port / Pin	Function
Pin 8	All ports Pin 3	Ground
Pin 10	All ports Pins 4 & 5	L2
Pin 1	Port 1 / Pin 1	SV #1 (L1)
Pin 2	Port 1 / Pin 2	SV #2 (L1)
Pin 3	Port 2 / Pin 1	SV #3 (L1)
Pin 4	Port 2 / Pin 2	SV # 4 (L1)
Pin 5	Port 3 / Pin 1	SV #5 (L1)
Pin 6	Port 3 / Pin 2	SV #6 (L1)
Pin 7	Port 4 / Pin 1	SV #7 (L1)
Pin 9	Port 4 / Pin 2	SV #8 (L1)

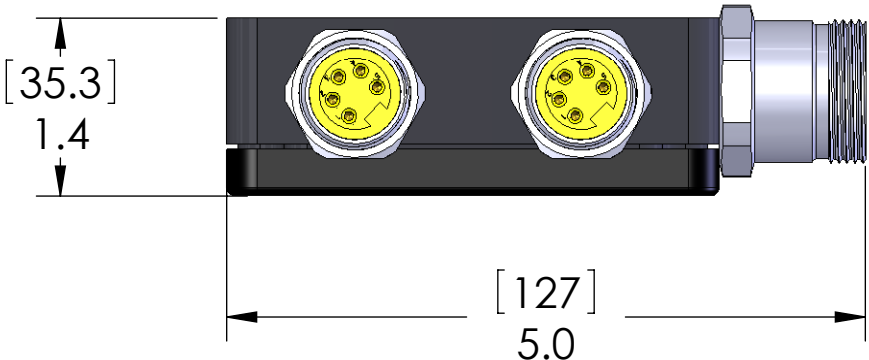
REVISIONS			
REV.	DESCRIPTION	DATE	APPROVED
A	Redrawn in sw	1/2/2008	



DETAIL B
SCALE 4 : 3



DETAIL A
SCALE 4 : 3



SPECIFICATIONS:	
MATERIALS:	
BODY:	ZINC DIECAST WITH BLACK EPOXY COAT
RECEPTACLE SHELLS:	CLEAN ANODIZED ALUMINM
RECEPTACLE INSERTS:	YELLOW PVC
CONTACTS:	GOLD PLATED COPPER ALLOY

PROPRIETARY AND CONFIDENTIAL
THE INFORMATION CONTAINED IN THIS DRAWING IS THE SOLE PROPERTY OF MENCOM CORPORATION. ANY REPRODUCTION IN PART OR AS A WHOLE WITHOUT THE WRITTEN PERMISSION OF MENCOM CORPORATION IS PROHIBITED.

VOLTS	300V
AMPS	7A
TEMP	80°C
SPECIFICATIONS	

UNLESS OTHERWISE SPECIFIED:		NAME
DIMENSIONS ARE IN INCHES AND [MM]	DRAWN	DWM
	CHECKED	
	ENG APPR.	
	MFG APPR.	
	Q.A.	
MATERIAL	COMMENTS:	
FINISH		
DO NOT SCALE DRAWING		

MENCOM CORPORATION

TITLE:

SIZE	DWG. NO.	REV
B	JIN-450-010-M000	A
SCALE: 2:3	WEIGHT:	SHEET 1 OF 1