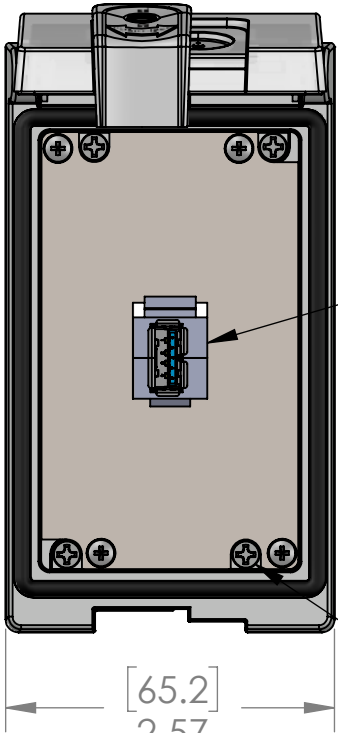
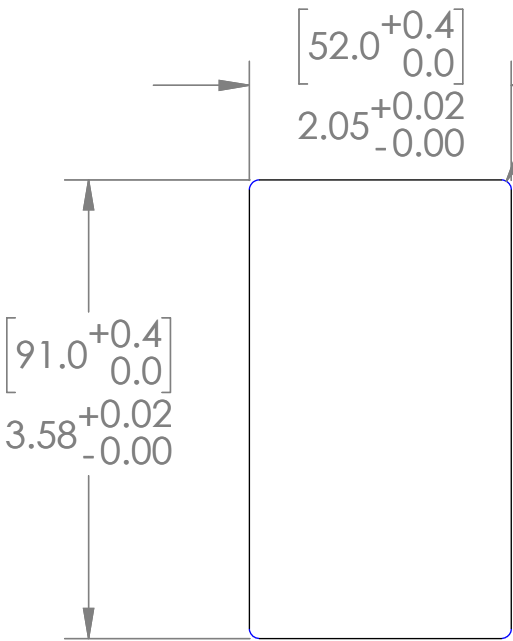


PANEL CUTOUT

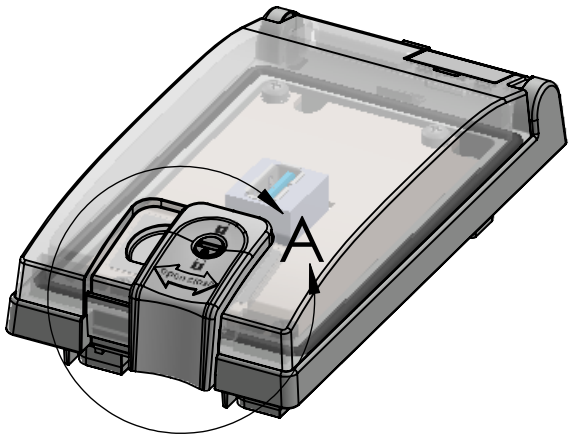
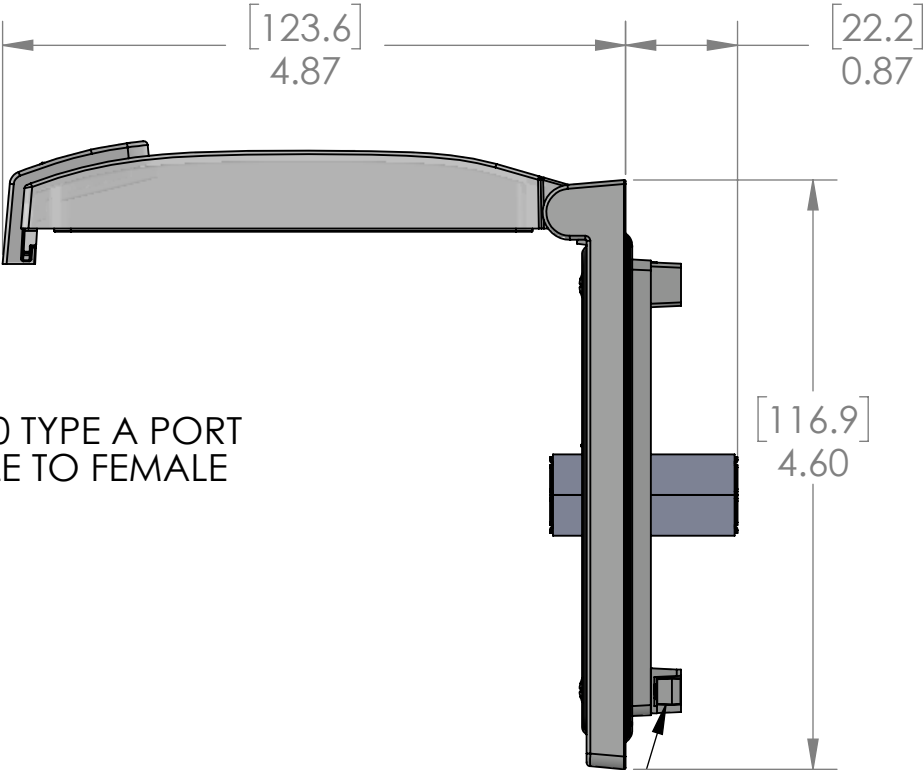


USB 3.0 TYPE A PORT
FEMALE TO FEMALE

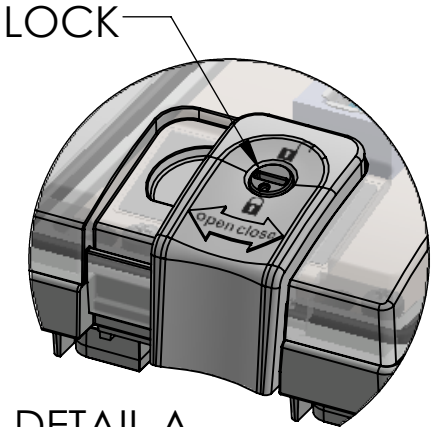
(X4) USE PH2 SCREW
DRIVER ON MOUNTING
SCREWS. (REF. MOUNTING
SCREW TORQUE)

ROTATE TWO TURNS COUNTER
CLOCKWISE TO RELEASE THE
TURN BUCKLE PRIOR TO TIGHTENING

TURN BUCKLES ROTATE 90 DEG. INTO
THEIR CLAMPING POSITION AS
MOUNTING SCREWS TIGHTEN.
DO NOT OVER-TORQUE!



SLIDE LATCH TO OPEN/CLOSE
ROTATE LOCK TO LOCK CLOSED



DETAIL A
SCALE 1 : 1



These devices shall be mounted on enclosures having adequate strength and thickness and with adequate spacing provided. Seal rating is based on mounting to a surface that is clean, flat and smooth.

PIC RATINGS/SPECIFICATIONS

NEMA/UL EN 60529:	4, 12 IP65
PANEL THICKNESS:	5.0mm max
MOUNTING SCREW TORQUE:	0.8N-m

MENCOM CORPORATION

TITLE:
USB-AA; LP1

SIZE B	DWG. NO. LP1-USB-AFAF	REV A
SCALE: 2:3	WEIGHT:	SHEET 1 OF 1

HOUSING MATERIALS	
BODY:	NICKEL PLATED ZINC
GASKETS:	PUR FIPG
FRONT COVER:	POLYCARBONATE
LATCH & LOCK:	PBT

PROPRIETARY AND CONFIDENTIAL
THE INFORMATION CONTAINED IN THIS
DRAWING IS THE SOLE PROPERTY OF
MENCOM CORPORATION. ANY
REPRODUCTION IN PART OR AS A WHOLE
WITHOUT THE WRITTEN PERMISSION OF
MENCOM CORPORATION IS
PROHIBITED.

UNLESS OTHERWISE SPECIFIED:
DIMENSIONS ARE IN INCHES AND [MM]
MATERIAL
FINISH
DO NOT SCALE DRAWING

DRAWN BY	DG
DRAWN DATE	09/29/2017
CHECKED BY	DWM
CHECK DATE	10/09/2017

COMMENTS: