


DEVICES & WALL PLATES

Color Selection Chart

Devices & Plastic Wall Plate Colors



Ivory

Light Almond


White

Green

Dark Bronze

Nickel

Graphite



Black

Blue

Brown

Gray


Orange

Red

See specific device and wall plate catalog charts for particular color availabilities.

Metal Wall Plates

Metal Finish



Aluminum


Polished Brass

Stainless Steel

Chrome

Custom Metal Wall Plates Paint Finish Colors

Paint Color



Orange

Green


Gray

Yellow

Glossy Black

Brown

White



Primer

Red

Pink

Flat Black

Ivory

Light Almond

Blue

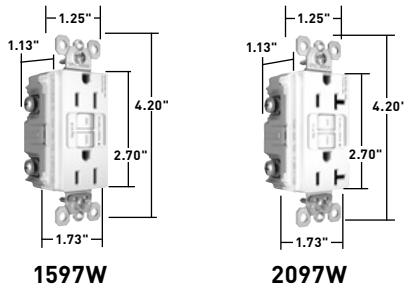
To order custom metal wall plates, see Pages I-25—I-29.

For additional colors consult factory.

GFCIs

the
radiant®
collection**radiant® Specification Grade Self-Test GFCI Receptacles with SafeLock® Protection**

2 Pole, 3 Wire Grounding 15 & 20A, 125VAC

**Features**


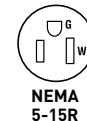
- Conducts an automatic test every three seconds, ensuring it's always ready to protect. If the device fails the test, the indicator light flashes to signal that the GFCI should be replaced. It also has our proven SafeLock® Protection feature: if critical components are damaged and protection is lost, power to the receptacle is disconnected.
- Auto-Ground Clip assures a positive ground to metal box.
- FSUL Listed (Federal Specification WC596).
- Mounting screws are shipped captive in the device and wall plate for easier installation.
- High-impact-resistant thermoplastic construction with tri-drive terminal screws.
- Trip indicator light (red LED).
- Supplied with matching TP26 nylon wall plate (except NI, DB, and G models).
- Part of the radiant® collection of wiring devices, wall plates, and home systems.
- Feed-through wiring configuration allows GFCI to protect downstream receptacles.
- Prevents line-load reversal miswire: no power to the face or downstream receptacles if wired incorrectly.
- External back-wire pressure plates with posted terminal screws for faster installation.
- Redesigned side-wire cavity improves speed of side-wire installation.
- Posted terminal screws for faster side-wire installation.
- RoHS compliant.
- Proposition 65 compliant.
- Torque terminal screws to 14-16 inch-pounds.
- Ground screw has a back-wire clamp for easy installation.

PlugTail® Models Only

- Faster, more reliable installation.
- No exposed terminals create a finger-safe application before, during, and after installation.
- Built-in connector features large brass terminal blades to ensure consistent, reliable electrical connections to PlugTail Connector.
- GFCI works with the existing 3-wire PlugTail connectors creating a non-feed-through application for facility owners.
- Zinc-plated steel mounting strap.

Specifications

- Supply Voltage: 125VAC, 60 Hz
- Supply Voltage Range: 102-132 VAC
- Trip Threshold: 5± 1mA
- Trip Time: 0.025 sec., nominal per UL Standard
- 20 Amp feed-thru capacity (non-PlugTail® models only)



CATALOG NUMBER	PLUGTAIL CATALOG NUMBER	RATING		COLOR	NEMA CONFIG. NO.	3rd PARTY COMPLIANCE		
		A.	VAC			 UL943	 UL498	FSUL WC596
15 AMP DUPLEX GFCI								
1597I	PT1597I	15	125	Ivory	5-15R	•	•	•
1597W		PT1597W	15	125	White	5-15R	•	•
1597	PT1597GRY	15	125	Brown	5-15R	•	•	•
1597GRY		15	125	Gray	5-15R	•	•	•
1597BK		15	125	Black	5-15R	•	•	•
1597RED		15	125	Red	5-15R	•	•	•
1597LA		PT1597LA	15	125	Light Almond	5-15R	•	•
20 AMP DUPLEX GFCI								
2097I	PT2097I	20	125	Ivory	5-20R	•	•	•
2097W	PT2097W	20	125	White	5-20R	•	•	•
2097	PT2097	20	125	Brown	5-20R	•	•	•
2097GRY	PT2097GRY	20	125	Gray	5-20R	•	•	•
2097BK	PT2097BK	20	125	Black	5-20R	•	•	•
2097RED	PT2097RED	20	125	Red	5-20R	•	•	•
2097LA	PT2097LA	20	125	Light Almond	5-20R	•	•	•

All devices listed on this page conform to NEMA WD-1 and WD-6.