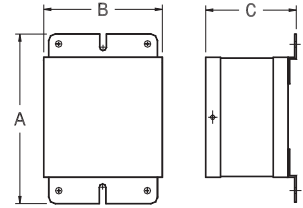


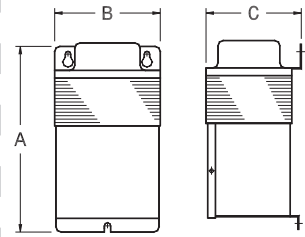
Single Phase - General Purpose

Primary Volts 240 X 480
Secondary Volts 120 / 240

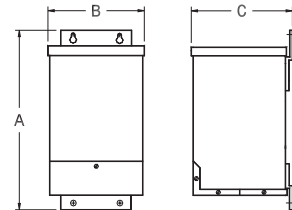
General Information				Winding Specifications				Dimensions			
kVA Cap.	Catalog Number	Hz.	Wgt. Lbs	Taps	Maximum Amps		Conn Dia. Pg. 12	Height A	Width B	Depth C	Outline Dwg.
					Pri.	Sec.					
.050	35-1005	50/60	3.3	0	.2 / .1	.4 / .2	1	6.37	3.75	3.37	1
.100	35-1010	50/60	5	0	.4 / .2	.8 / .4	1	6.37	3.75	3.37	1
.150	35-1015	50/60	7	0	.6 / .3	1.2 / .6	1	7.00	4.00	3.63	2
.250	85-1020SH	50/60	14	0	1.0 / .52	2.0 / 1.0	4	12.00	4.87	5.25	3
.500	85-1025SH	50/60	18	0	2.0 / 1.0	4.1 / 2.0	4	12.00	4.87	5.25	3
.750	85-1030SH	50/60	22	0	3.1 / 1.6	6.2 / 3.1	4	12.00	4.87	5.25	3
1.0	85-1035SH	60	29	0	4.1 / 2.0	8.3 / 4.1	4	15.25	5.75	5.87	3
1.5	85-1040SH	60	37	0	6.2 / 3.1	12.5 / 6.2	4	15.25	5.75	5.87	3
2.0	85-1045SH	60	42	0	8.3 / 4.1	16.6 / 8.3	4	15.25	5.75	5.87	3
3.0	85-1050SH	60	62	0	12.5 / 6.2	25.0 / 12.5	4	15.25	8.25	7.87	3
3.0	85-1450SH	60	62	4	12.5 / 6.2	25.0 / 12.5	2	15.25	8.25	7.8	3
5.0	85-1055SH	60	102	0	20.8 / 10.4	41.6 / 20.8	4	15.25	8.25	7.87	3
5.0	85-1455SH	60	102	4	20.8 / 10.4	41.6 / 20.8	2	15.25	8.25	7.87	3
7.5	85-1060SH	60	131	0	31 / 15.6	62 / 31	4	15.75	14.25	8.75	4
7.5	85-1460SH	60	131	4	31 / 15.6	62 / 31	2	15.75	14.25	8.75	4
10	85-1065SH	60	152	0	41 / 20	83 / 41	4	15.75	14.25	8.75	4
10	85-1465SH	60	152	4	41 / 20	83 / 41	2	15.75	14.25	8.75	4
15	85-1070SH	60	270	0	62 / 31	125 / 62	4	19.38	17.56	11.50	4
15	85-1470SH	60	270	4	62 / 31	125 / 62	2	19.38	17.56	11.50	4
25	85-1075SH	60	300	0	104 / 52	208 / 104	4	19.38	17.56	11.50	4
25	85-1475SH	60	300	4	104 / 52	208 / 104	2	19.38	17.56	11.50	4



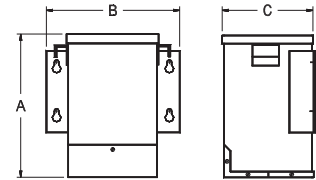
Outline Drawing 1
Wall Mount - Ventilated - NEMA Type 1



Outline Drawing 2
Wall Mount - Ventilated - NEMA Type 3R



Outline Drawing 3
Wall Mount - Encapsulated - NEMA Type 3R
Note: 3 kVA & 5kVA 85 Series are also available in Outline Drawing 4 Configuration



Outline Drawing 4
Wall Mount - Encapsulated - NEMA Type 3R

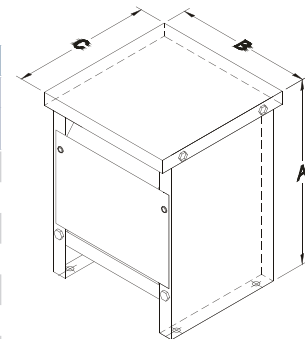
Floor Mount, Cabinet Style Enclosure

7.5	61-1460SH	60	125	4	31 / 15.6	62 / 31	2	22.00	16.00	16.50	5
10	61-1465SH	60	133	4	41 / 20	83 / 41	2	22.00	16.00	16.50	5
Cabinet Style DOE 2016 Compliant											
15	41-1470SH*	60	185	4	62 / 31	125 / 62	2	23.50	18.63	18.50	5
25	41-1475SH*	60	281	4	104 / 52	208 / 104	2	30.13	21.63	19.50	5
37.5	41-1680SH*	60	384	6	156 / 78	312 / 156	3	32.00	27.00	26.25	5
50	41-1685SH*	60	445	6	208 / 104	416 / 208	3	32.00	27.00	26.25	5
75	41-1690SH*	60	663	6	312 / 156	625 / 312	3	41.00	34.00	26.75	5
100	41-1695SH*	60	732	6	416 / 208	833 / 416	3	41.00	34.00	26.75	5

* Meets DOE requirements

Primary Volts 240 X 480
Secondary Volts 120 - Fused

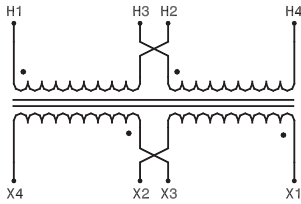
General Information				Winding Specifications				Dimensions			
kVA Cap.	Catalog Number	Hz.	Wgt. Lbs	Taps	Maximum Amps		Conn Dia. Pg. 13	Height A	Width B	Depth C	Outline Dwg. Pg. 24
					Pri.	Sec.					
.100	35-2010	50/60	5	0	.4 / .2	.8	11	6.37	3.75	3.38	6
.150	35-2015	50/60	7	0	.6 / .3	1.2	11	7.00	4.00	3.63	7
.250	35-2020	50/60	11	0	1.0 / .52	2.0	11	7.50	4.50	4.00	7
.500	35-2025	50/60	20	0	2.0 / 1.0	4.1	11	9.16	5.38	4.56	7
.750	35-2030	50/60	29	0	3.1 / 1.6	6.2	11	10.75	5.50	4.75	7
1.0	80-2035	50/60	29	0	4.1 / 2.0	8.3	11	10.88	5.50	4.75	7
1.5	80-2040	50/60	37	0	6.2 / 3.1	12.5	11	10.19	6.50	5.66	7



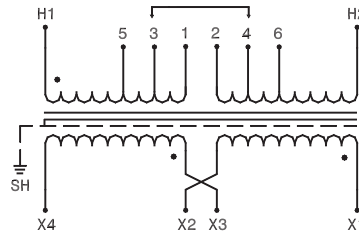
Outline Drawing 5
Floor Mount - Ventilated - NEMA Type 3R

Single Phase Connection Diagrams

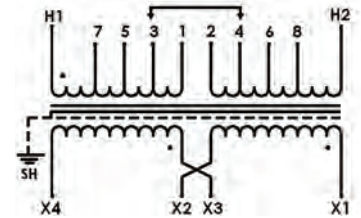
Dia. 1		Catalog Series 35-10XX & 80-10XX			
Tap Arrangement		None			
% High Voltage	High Voltage 240 X 480	Inter-Connect	Connect High Voltage Lines To		
100	240	H1 To H3 H2 To H4	H1H3 & H2H4		
100	480	H2 To H3	H1 & H4		
% Low Voltage	Low Voltage 120 / 240	Inter-Connect	Connect Low Voltage Lines To		
100	120	X1 To X3 X2 To X4	X1X3 & X2X4		
100	120 / 240	X2 To X3	X1 & X2X3 & X4		
100	240	X2 To X3	X1 & X4		



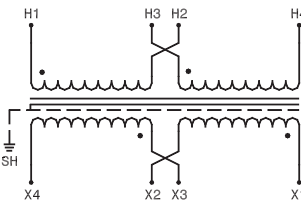
Dia. 2		Catalog Series 85-14XXSH & 61-14XXSH			
Tap Arrangement		2 - 2½ FCAN (Full Capacity Above Normal) 2 - 2½ FCBN (Full Capacity Below Normal)			
% High Voltage	High Voltage 240 X 480	Inter-Connect	Connect High Voltage Lines To		
105	252	H1 To 2 H2 To 1	H1 & H2		
100	240	H1 To 4 H2 To 3			
95	228	H1 To 6 H2 To 5			
105	504	1 To 2			
102.5	492	2 To 3			
100	480	3 To 4			
97.5	468	4 To 5			
95	456	5 To 6			
% Low Voltage	Low Voltage 120 / 240	Inter-Connect	Connect Low Voltage Lines To		
100	120	X1 To X3 X2 To X4	X1X3 & X2X4		
100	120 / 240	X2 To X3	X1 & X2X3 & X4		
100	240	X2 To X3	X1 & X4		



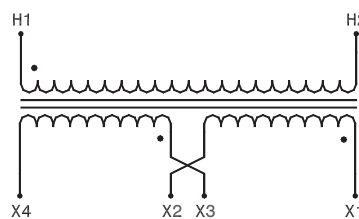
Dia. 3		Catalog Series 41-16XXSH			
Tap Arrangement		2 - 2½ FCAN (Full Capacity Above Normal) 4 - 2½ FCBN (Full Capacity Below Normal)			
% High Voltage	High Voltage 240 X 480	Inter-Connect	Connect High Voltage Lines To		
105	252	H1 To 2 H2 To 1	H1 & H2		
100	240	H1 To 4 H2 To 3			
95	228	H1 To 6 H2 To 5			
90	216	H1 To 8 H2 To 7			
105	504	1 To 2			
102.5	492	2 To 3			
100	480	3 To 4			
97.5	468	4 To 5			
95	456	5 To 6			
92.5	444	6 To 7			
90	432	7 To 8			
% Low Voltage	Low Voltage 120 / 240	Inter-Connect	Connect Low Voltage Lines To		
100	120	X1 To X3 X2 To X4	X1X3 & X2X4		
100	120 / 240	X2 To X3	X1 & X2X3 & X4		
100	240	X2 To X3	X1 & X4		



Dia. 4		Catalog Series 85-10XXSH FP4X			
Tap Arrangement		None			
% High Voltage	High Voltage 240 X 480	Inter-Connect	Connect High Voltage Lines To		
100	240	H1 To H3 H2 To H4	H1H3 & H2H4		
100	480	H2 To H3	H1 & H4		
% Low Voltage	Low Voltage 120 / 240	Inter-Connect	Connect Low Voltage Lines To		
100	120	X1 To X3 X2 To X4	X1X3 & X2X4		
100	120 / 240	X2 To X3	X1 & X2X3 & X4		
100	240	X2 To X3	X1 & X4		



Dia. 5		Catalog Series 35-30XX & 80-30XX			
Tap Arrangement		None			
% High Voltage	High Voltage 208	Inter-Connect	Connect High Voltage Lines To		
100	208	--	H1 & H2		
% Low Voltage	Low Voltage 120 / 240	Inter-Connect	Connect Low Voltage Lines To		
100	120	X1 To X3 X2 To X4	X1X3 & X2X4		
100	120 / 240	X2 To X3	X1 & X2X3 & X4		
100	240	X2 To X3	X1 & X4		



Dia. 6		Catalog Series 85-30XXSH			
Tap Arrangement		None			
% High Voltage	High Voltage 208	Inter-Connect	Connect High Voltage Lines To		
100	208	--	H1 & H2		
% Low Voltage	Low Voltage 120 / 240	Inter-Connect	Connect Low Voltage Lines To		
100	120	X1 To X3 X2 To X4	X1X3 & X2X4		
100	120 / 240	X2 To X3	X1 & X2X3 & X4		
100	240	X2 To X3	X1 & X4		

